



SAMSUNG



samsung air conditioning and heat pump systems

Catalogue 2010

Smart Thinking, Simple Living.

Contents

INTRODUCTION

04 | Global business network

RAC SYSTEMS: ROOM AIR CONDITIONERS

10 | Wall mounted units

CAC SYSTEMS: COMMERCIAL AIR CONDITIONERS

26 | Outdoor units

28 | Indoor units

FJM SYSTEMS: FREE JOINT MULTI-SPLIT AIR CONDITIONERS

62 | Outdoor units

68 | Indoor units

78 | Capacity combinations

CONTROLS

87 | Controls range

KEY

91 | Key to icons



PROJECT
Kathy Heyndels Glyfada

LOCATION
Greece

TYPE
Shop




Samsung is moving with and ahead of our customers

A brand is created by its customers and that's the novel perspective at Samsung. With all the customer attention, Samsung had another successful year. Business Week and Interbrand ranked Samsung 19th in Global Brands.

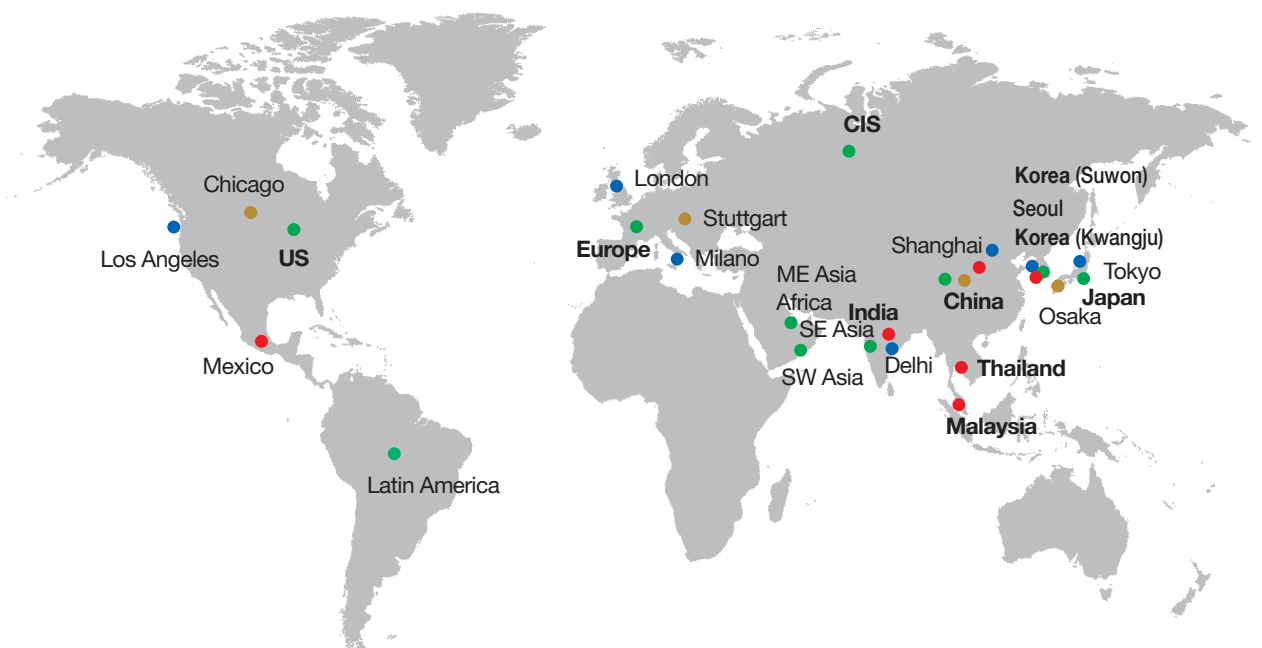
Samsung has overtaken Sony as the world's biggest producer of televisions and its strong product development has resulted in global leadership in the television segment. Samsung improved its position from third to the second leading player in mobile phones worldwide. The philosophy of bringing people the latest technology at a fair price has quickly made it a firm consumer favourite. New concept shops have been successful in translating to a more expert and demanding audience by showing the benefits of engaging with the brand.

As a global leader, Samsung will continue to create future with the customers.



Global Business Network

- 6 Global Operation Centers
- 7 Design Centers
- 10 Global Headquarters
- 4 HA R&D Centers



PlanetFirst™ with Samsung Electronics



"Samsung believes in the power of innovation today for a sustainable tomorrow."

Every day, all of us need to seek new ways to reduce energy consumption at home and at work. To fulfill customer's greener way of life, Samsung continues to manufacture eco-friendly products. Unfortunately, many consumers are unaware of green products and feel there are not enough options. So now, Samsung created PlanetFirst™ which applies to all of Samsung's eco-friendly products, partnerships or internal programs.

PlanetFirst™ is the name that easily identifies eco-friendly products from Samsung. These products join customers' desire of living a green lifestyle with enjoying the latest in technology. PlanetFirst™, a unique communication, makes Samsung's commitment, mind-set, and approach to greener living clear and straightforward. As Samsung continues to work, develop, engineer, and design innovative products to satisfy customers, PlanetFirst™ also means these technologies, designs, and manufacturing processes are greener. Your choice of PlanetFirst™ products helps preserve nature and reduce energy use.

Samsung is always striving to find new and better ways to reduce our impact on the environment without sacrificing complete satisfaction in its products. Samsung started by simply reducing, reusing, and recycling; then by challenging employees to seek out and adopt extraordinary breakthroughs that make Samsung's processes and products healthier, safer, and less carbon dependent. So help the cause and start your own journey in being green with PlanetFirst™.

Eco-labels & Declaration

Samsung Electronics makes an effort to develop environment-friendly products that minimize the negative impacts on the environment in every aspect of its products, from raw material procurement, production, transportation, usage, and final disposal. Concerns for the environment are at the core of each product development.

Samsung's environment-friendly technologies and recycling programs have received global approval, receiving well-known awards and recognitions worldwide.



Samsung eco mark



Energy mark Korea



Eco Mark Korea



Ecoflower EU



Energy Star Mark



TCO Sweden




Blue Angel Germany



EPEAT US



Eco Mark Korea 2


[Stars & Foundations](#)
[Stories of Hope](#)
[Special Events & Promotions](#)
[Press Room](#)
[How Can I Help?](#)
[Retail Partners](#)


Welcome to Samsung's Four Seasons of Hope, a Philanthropic program presented by Samsung Electronics America, Inc.

"A little hope can make a big difference."

Four Seasons of Hope

Samsung's Four Seasons of Hope is about kids. It's about using the power of our brand to give something back to the communities we serve.

Samsung's Four Seasons of Hope supports community-based foundations and charities headed by some of this country's favourite sports legends. Samsung pledges to raise national awareness and funds for these outstanding charities and to identify how others can also make a difference in the lives of these children and families.

SAMSUNG
Recycling Direct™

Join us in recycling consumer electronics conveniently and responsibly.

Samsung Recycling DirectSM

All good things come to an end. Let's make sure it's a Green end.

As technology continually evolves, so will your digital lifestyle. When you upgrade your consumer electronics, you will need to recycle your old products responsibly. That's why we're proud to reaffirm our commitment and responsibility to recycle using the new Samsung Recycling DirectSM program launched on October 1st, 2008.

'Eco-friendly' Samsung

Preserves the nature you live in.

Thinking of you and the environment, Samsung plans for the future. Realizing your hopes for a greener, healthier life for you and the generations that follow, Samsung's environmentally friendly technologies work to make the world a more beautiful place.



Air & Water Conservation

As a leading innovator of environment-friendly products and technologies, Samsung products already drastically reduce the strains on nature's valuable resources. Samsung uses R-600, a natural refrigerant, and cyclopentane insulation in its refrigerators, which do not promote global warming or add to the greenhouse effect. Samsung's water-efficient washing machines also use less detergent and water without affecting cleanliness, helping conserve water.



Use Less, Save More

Samsung products are energy efficient, receiving Energy Grade A+ in the EU and ENERGY STAR in the U.S. Samsung washers with ceramic heaters use less power, which save you energy, money and time. This energy-efficient technology protects you and nature, giving you a greener lifestyle.



Global Recycling

Samsung Electronics is making significant efforts to save the environment and complies with the WEEE (Waste Electrical and Electronic Equipment) directive by joining or establishing the recycling schemes for each country.

Samsung Eco-Friendly Air Conditioner

Making continuous efforts to stay eco-friendly, Samsung uses R-410A, all-environmentally-friendly refrigerant, for its air conditioners and restrains the use of materials with high global warming potential (GWP). Most Samsung products have received Energy Grade A+ in the EU and ENERGY STAR in the U.S. These energy-efficient air conditioners not only save you money, but help conserve the environment.





Galeria de Innovacion 2009

Samsung attended Europe's largest air-conditioner exhibition "Climatization" in Madrid, Spain. Samsung air conditioner's beautiful design with innovative features was awarded the "Galeria de Innovacion" The idea behind this award is to encourage innovation in the practical application of know-how and technologies in industrial development. Once again, Samsung proves its unsurpassed standards in quality.



iF Product Design Award 2009

As one of the world's oldest and prestigious design competitions, the iF product design award can look back on a rich and long tradition. This seal of fine design quality has stood for qualitatively outstanding design awards for over 50 years. Samsung's air conditioner with design innovations has won the iF product design award for the year 2009.

Samsung air conditioner continues to receive worldwide recognition and awards, proving high quality functions and beauty to value and satisfying customers' requirements.



Comfort & Design 2008

Organized by Fiera Milano International, the Comfort & Design Award plays the role of intermediary between the Jury and companies participating in the 36th Mostra Convegno Expocomfort / Expobagno. The MCE / EXPOBAGNO 2008 aimed to reward the best product that shows a high level of environmental quality, providing a complete overview of the sector along the lines of "Comfort & Living Technology". And Samsung air conditioner won the prize conferring a valid and professional recognition on the best products in the ceremony .

Received Certifications and Awards



FJM 2010 Line-Up








Powerful new line-up

Once again we are introducing our product line-up with Samsung's innovative technology equipped to each and every one of them. Take a look at Samsung's 2010 products made to satisfy you.

2010 Line-Up

OUTDOOR UNITS

MH040FXEA2C	MH050FXEA2C	MH060FXEA3B	MH070FXEA4B	MH080FXEA4B
				
4.0kW 2 Unit	5.0kW 2 Unit	6.0kW 3 Unit	7.0kW 4 Unit	8.0kW 4 Unit

INDOOR UNITS

Type \ Capacity	2.0/2.3 kW	2.6 kW	3.5 kW	5.2 kW
MB(White)				
MB(Black)				
Vivace				
Crystal				
Neo Forte				
Slim 1Way cassette				
Mini 4Way cassette		 (3.0kW)		
Slim Duct				
MSP Duct				
Console				

01 Outdoor Units

Compact but powerful outdoor unit

For the residential place relatively large for a single air conditioning system and the commercial place with limited space for large outdoor units, Samsung free joint multi air conditioner is the perfect fit for your needs.

Samsung's free joint multi outdoor unit will make your life easier with its compact size and surprise you with its powerful capacity, which can cover the entire space of your house or business.

PROJECT

Gyong Plaza

LOCATION

Gyongyos, Hungary

TYPE

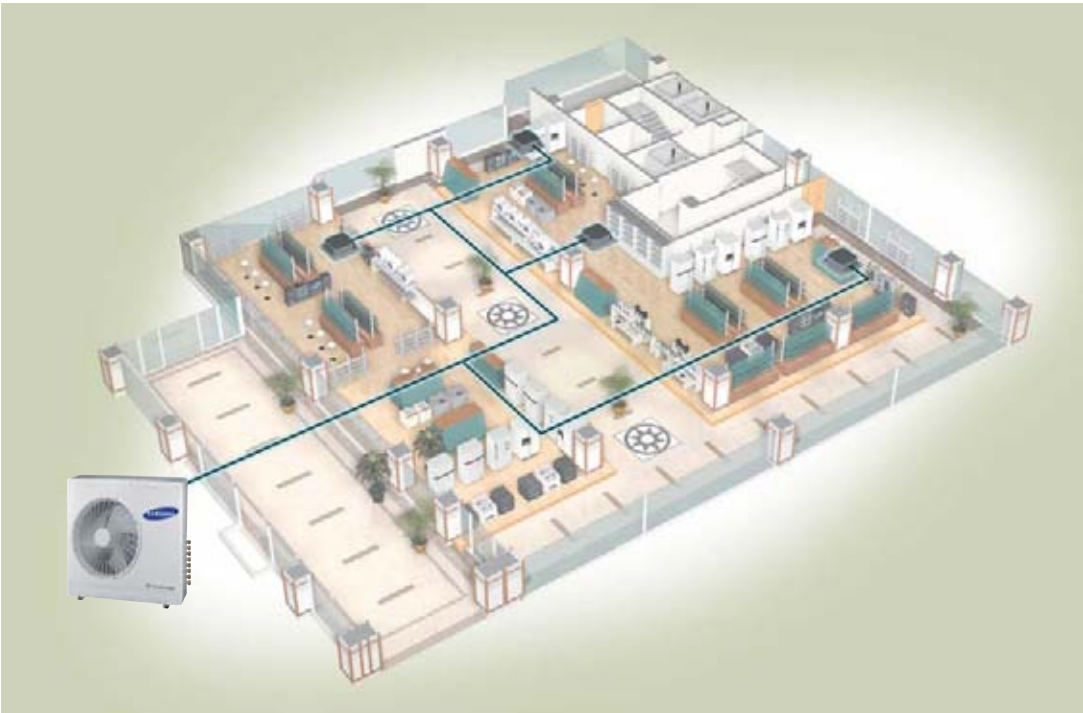
Shopping-Mall



Feature

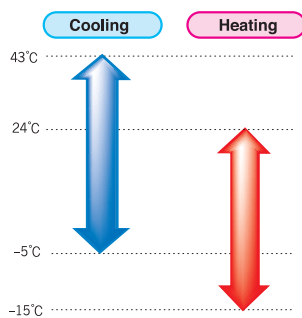
4 in 1 System

The Advantage of Samsung's FJM is that a single outdoor unit supports up to 4 indoor units. Use your backyard more wisely with much more space available created by less number of outdoor units.



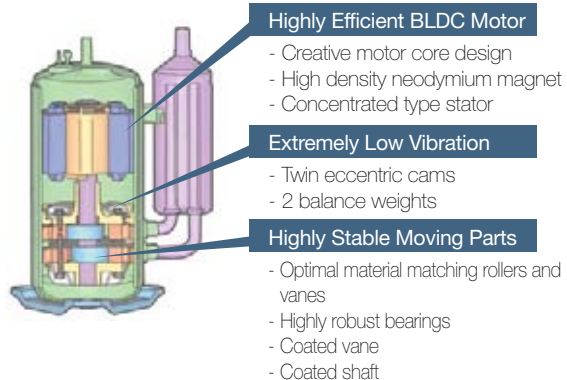
High Performance

Wide Operation Range of Outdoor Temperature



BLDC(Twin Rotary) Compressor


BLDC Compressor is applied on all FJM outdoor models.



Feature

TBR Sine Wave Compressor

New FJM models have applied the twin BLDC compressor with highly stable moving parts, which reduces torque variation by 70% compared to the conventional single BLDC compressor.



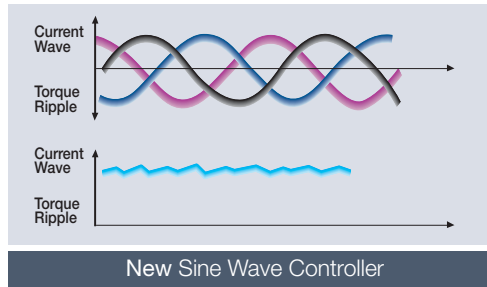
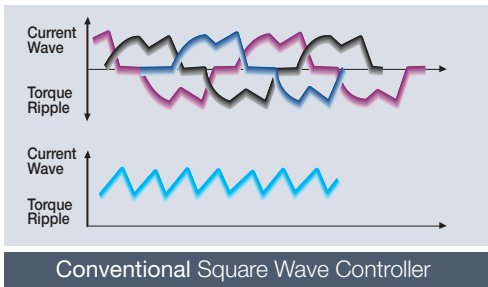
Felt Structure

New felt has been selected for more quiet compressor operation. Double layered felt structures and the felt cover on the top of the compressor absorb and minimize the noise.



Sine Wave Controller

All the FJM models have adopted this newly developed Sine Wave Controller. No ripple in the current wave makes soft acoustic quality and reduces noise.



Specification



Model			MH040FXEA2C	MH050FXEA2C	MH060FXEA3B	MH070FXEA4B	MH080FXEA4B	
Max number of connectable indoor units			-	2	2	3	4	4
Performance	Horse Power		HP	1.5	1.8	2.0	2.5	3.0
	Capacity	Cooling *1)	kW	3.9	5.0	5.9	7.0	8.0
			Btu/h	13,307	17,060	20,131	23,884	27,296
		Heating *2)	kW	4.4	5.7	6.3	8.6	9.3
			Btu/h	15,013	19,448	21,496	29,343	31,732
Sound	Sound Pressure (Cooling/Heating) *3)		dB(A)	48/49	49/51	50/51	51/52	52/52
Power	Running	Cooling	A	5.2	6.1	7.3	8.7	10.5
			Heating	5.1	6.4	6.4	9.2	10.1
	Nominal Input	Cooling	W	1,140	1,330	1,600	1,900	2,300
		Heating	W	1,120	1,400	1,400	2,000	2,200
	Circuit Breaker(MCCB/ELB)		A	9.0	13.5	14.5	16.6	16.6
Power Supply			Ø/V/Hz	1/220~240/50	1/220~240/50	1/220~240/50	1/220~240/50	1/220~240/50
Mode			-	Heat Pump	Heat Pump	Heat Pump	Heat Pump	Heat Pump
Compressor	Type		-	TWIN BLDC INV.	TWIN BLDC INV.	TWIN BLDC INV.	TWIN BLDC INV.	TWIN BLDC INV.
	Piston Displacement		cc/Rev	19.52	19.52	19.52	25.18	25.18
	Output		kW	5.86	5.86	5.86	7.77	7.77
	Lubricant	Type	-	POE	POE	POE	POE	POE
		Charging	cc	700	700	700	700	700
Refrigerant	Type		-	R410A	R410A	R410A	R410A	R410A
	Factory Charging		kg	1.3	2.0	2.2	2.8	2.8
Fan	Type		-	Propeller	Propeller	Propeller	Propeller	Propeller
	Output		W	25	40	130	130	130
	Airflow Rate		m³/min	25.4	32.9	41	44.8	45.4
Set Size	Net Weight		kg	41	53	59	65	65
	Shipping Weight		kg	44	57	63	70	70
	Net Dimensions(WxHxD)		mm	790X548X285	880X638X310	880X798X310	880X798X310	880X798X310
	Shipping Dimensions(WxDxH)		mm	926X630X382	1,023X695X413	1,023X889X413	1,023X889X413	1,023X889X413
Piping	Liquid(Flare)		Ø,mm	1/4X2	1/4X2	1/4X3	1/4X4	1/4X4
Connections	Gas(Flare)		Ø,mm	3/8X2	3/8X1+1/2X1	3/8X2+1/2X1	3/8X2+1/2X2	3/8X2+1/2X2
	Installation	Max. Length	m	30	30	45	70	70
		Limitation	Max. Height	m	15	15	15	15
Operating Temp. Range	Cooling		°C	-5~43	-5~43	-5~43	-5~43	-5~43
	Heating		°C	-15~24	-15~24	-15~24	-15~24	-15~24

Notes

*1) Nominal cooling capacities are based on - Indoor temperature: 27°C DB, 19°C WB, Outdoor temperature: 35°C DB, 24°C WB, Equivalent refrigerant piping: 7.5m, Level differences: 0m

*2) Nominal heating capacities are based on - Indoor temperature: 20°C DB, 15°C WB, Outdoor temperature: 7°C DB, 6°C WB, Equivalent refrigerant piping: 7.5m, Level differences: 0m

*3) Sound pressure was acquired in a dead room. Thus actual noise level may be different depending on the installation conditions.

Specifications are subject to change without prior notice for product improvement.

02 Indoor Units

Variety of indoor units

There are various types of indoor units for Samsung's free joint multi air conditioning system. With the outdoor unit that supports up to 4 indoor units, you can choose from wall-mounted, cassette, duct and console type indoor units. Mix and match indoor units to satisfy your air conditioning needs.

PROJECT

Kioupia

LOCATION

Athens, Greece

TYPE

Restaurant



MB



Auto Roof Shutter (Dust Free)

This unique air conditioner automatically seals off to prevent dirt infiltration when not in operation.

virus Doctor (Micro Plasma Ionizer)

The world's first technology that generates active hydrogen atoms together with oxygen ions to improve your Indoor Air Quality. It protects you from harmful particles and viruses existing in the air.



DNA Filter

It is a new technology that screens selectively for only toxic agents. This enables a smarter and effective air management compared to other filters.



Good'sleep II

Innovative technology developed to control the air temperature during your sleep maintains the optimum skin temperature to let you enjoy a comfortable sleep as well as a refreshed wake up.

Specification

Model			MH026FBEA (White)	MH035FBEA (White)	MH052FBEA (White)	
			MH026FBES (Black)	MH035FBES (Black)		
Performance	Cooling * ¹⁾	kW	2.6	3.5	5.2	
		Btu/h	8,871	11,942	17,742	
	Heating * ²⁾	kW	2.9	3.8	5.6	
		Btu/h	9,895	12,966	19,107	
Sound	Sound Pressure (High/Low) * ³⁾	dB(A)	31/20	35/21	40/30	
Power	Fan	Type	-	Cross Flow Fan	Cross Flow Fan	Cross Flow Fan
		Airflow Rate(Cool/Heat)	m ³ /min	8.14/8.23	9.16/9.46	14.98/14.49
	Running Current	Cooling/Heating	A	0.18/0.18	0.19/0.19	0.3/0.3
	Power Input	Cooling/Heating	W	30/30	35/35	50/50
Power Supply		Ø/V/Hz	1/220~240/50	1/220~240/50	1/220~240/50	
Mode			-	Heat Pump	Heat Pump	Heat Pump
Piping	Connecting Pipe	Liquid(Flare)	Ø,mm	6.35	6.35	6.35
		Gas(Flare)	Ø,mm	9.52	9.52	12.70
	Drain	Ø,mm	ID 18	ID 18	ID 18	
Set Size	Net Weight	kg	10.2	10.2	13.0	
	Shipping Weight	kg	11.5	11.5	16.0	
	Net Dimensions (WxHxD)	mm	900X304X185	900X304X185	1,100X307X225	
	Shipping Dimensions (WxHxD)	mm	963X349X247	963X349X247	1,157X381X292	

Notes

*¹⁾ Nominal cooling capacities are based on - Indoor temperature: 27°C DB, 19°C WB, Outdoor temperature: 35°C DB, 24°C WB, Equivalent refrigerant piping: 7.5m, Level differences: 0m

*²⁾ Nominal heating capacities are based on - Indoor temperature: 20°C DB, 15°C WB, Outdoor temperature: 7°C DB, 6°C WB, Equivalent refrigerant piping: 7.5m, Level differences: 0m

*³⁾ Sound pressure was acquired in a dead room. Thus actual noise level may be different depending on the installation conditions. Specifications are subject to change without prior notice for product improvement.

Vivace



virusDoctor (Micro Plasma Ionizer)

The world's first technology that generates active hydrogen atoms together with oxygen ions to improve your Indoor Air Quality. It protects you from harmful particles and viruses existing in the air.

good'sleep (Model) Good'sleep II

Innovative technology developed to control the air temperature during your sleep maintains the optimum skin temperature to let you enjoy a comfortable sleep as well as a refreshed wake up.

Mirror Design

Add chic and graceful image



Slim Solution

Compact size and light weight

Specification

Model			MH020FVEA	MH026FVEA	MH035FVEA	MH052FVEA	
Performance	Cooling *1)	kW	2	2.6	3.5	5.2	
		Btu/h	6,824	8,871	11,942	17,742	
	Heating *2)	kW	2.2	2.9	3.8	5.6	
		Btu/h	7,506	9,895	12,966	19,107	
Sound	Sound Pressure (High/Low) *3)		dB(A)	31/21	31/21	35/21	40/30
Power	Fan	Type	-	Cross Flow Fan	Cross Flow Fan	Cross Flow Fan	Cross Flow Fan
		Airflow Rate(Cool/Heat)	m ³ /min	7.5/8.1	8.5/8.3	10/10.4	14.8/14.8
	Running Current	Cooling/Heating	A	0.18/0.18	0.18/0.18	0.19/0.19	0.3/0.3
	Power Input	Cooling/Heating	W	30/30	30/30	35/35	50/50
Power Supply			Ø/V/Hz	1/220~240/50	1/220~240/50	1/220~240/50	1/220~240/50
Mode			-	Heat Pump	Heat Pump	Heat Pump	Heat Pump
Piping	Connecting Pipe	Liquid(Flare)	Ø,mm	6.35	6.35	6.35	6.35
		Gas(Flare)	Ø,mm	9.52	9.52	9.52	12.70
		Drain	Ø,mm	ID 18	ID 18	ID 18	ID 18
Set Size	Net Weight		kg	8.5	8.5	8.5	12.0
	Shipping Weight		kg	11.5	11.5	11.5	15.0
	Net Dimensions (WxHxD)		mm	825X285X189	825X285X189	825X285X189	1,065X298X214
	Shipping Dimensions (WxHxD)		mm	900X349X252	900X349X252	900X349X252	1,137X377X299

Notes

*1) Nominal cooling capacities are based on - Indoor temperature: 27°C DB, 19°C WB, Outdoor temperature: 35°C DB, 24°C WB, Equivalent refrigerant piping: 7.5m, Level differences: 0m

*2) Nominal heating capacities are based on - Indoor temperature: 20°C DB, 15°C WB, Outdoor temperature: 7°C DB, 6°C WB, Equivalent refrigerant piping: 7.5m, Level differences: 0m

*3) Sound pressure was acquired in a dead room. Thus actual noise level may be different depending on the installation conditions. Specifications are subject to change without prior notice for product improvement.

Crystal



virusDoctor (Micro Plasma Ionizer)

The world's first technology that generates active hydrogen atoms together with oxygen ions to improve your Indoor Air Quality. It protects you from harmful particles and viruses existing in the air.



Catechin Filter

Catechin, extracted from green tea, is contained in the filter and deactivates captured bacteria and unpleasant odours.



Good'sleep II

Innovative technology developed to control the air temperature during your sleep maintains the optimum skin temperature to let you enjoy a comfortable sleep as well as a refreshed wake up.

Filter Cleaning Indicator



Always know when to clean the filter. The Filter Clean Indicator automatically alerts you when the filter needs to be cleaned with its illuminating blue light, usually after about 500 hours of use. Now, you can always keep your air conditioner clean. Lowers energy consumption up to 50% and reduces the vibration to bring peace into your life.

Specification

Model			MH020FAEA	MH026FAEA	MH035FAEA	MH052FAEA	
Performance	Cooling *1)	kW	2	2.6	3.5	5.2	
		Btu/h	6,824	8,871	11,942	17,742	
	Heating *2)	kW	2.2	2.9	3.8	5.6	
		Btu/h	7,506	9,895	12,966	19,107	
Sound	Sound Pressure (High/Low) *3)		dB(A)	31/21	31/21	35/21	40/30
Power	Fan	Type	-	Cross Flow Fan	Cross Flow Fan	Cross Flow Fan	Cross Flow Fan
		Airflow Rate(Cool/Heat)	m ³ /min	7.9/8.2	9.1/9.3	9.8/10.0	14.2/14.6
	Running Current	Cooling/Heating	A	0.18/0.18	0.18/0.18	0.19/0.19	0.3/0.3
	Power Input	Cooling/Heating	W	30/30	30/30	35/35	50/50
Power Supply			Ø/V/Hz	1/220~240/50	1/220~240/50	1/220~240/50	1/220~240/50
Mode			-	Heat Pump	Heat Pump	Heat Pump	Heat Pump
Piping	Connecting Pipe	Liquid(Flare)	Ø,mm	6.35	6.35	6.35	6.35
		Gas(Flare)	Ø,mm	9.52	9.52	9.52	12.70
		Drain	Ø,mm	ID 18	ID 18	ID 18	ID 18
Set Size	Net Weight		kg	9.0	9.0	9.0	13.0
	Shipping Weight		kg	11.0	11.0	11.0	16.0
	Net Dimensions (WxHxD)		mm	820X286X190	820X286X190	820X286X190	1,099X315X217
	Shipping Dimensions (WxHxD)		mm	892X355X263	892X355X263	892X355X263	1,137X377X299

Notes

*1) Nominal cooling capacities are based on - Indoor temperature: 27°C DB, 19°C WB, Outdoor temperature: 35°C DB, 24°C WB, Equivalent refrigerant piping: 7.5m, Level differences: 0m

*2) Nominal heating capacities are based on - Indoor temperature: 20°C DB, 15°C WB, Outdoor temperature: 7°C DB, 6°C WB, Equivalent refrigerant piping: 7.5m, Level differences: 0m

*3) Sound pressure was acquired in a dead room. Thus actual noise level may be different depending on the installation conditions. Specifications are subject to change without prior notice for product improvement.

Neo Forte



Good'sleep II

Innovative technology developed to control the air temperature during your sleep maintains the optimum skin temperature to let you enjoy a comfortable sleep as well as a refreshed wake up.



Flush Front Panel

Clean-Cut Front Panel + Silver Accent Line



Specification

Model			MH020FNEA	MH026FNEA	MH035FNEA	MH052FNEA	
Performance	Cooling *1)	kW	2	2.6	3.5	5.2	
		Btu/h	6,824	8,871	11,942	17,742	
	Heating *2)	kW	2.2	2.9	3.8	5.6	
		Btu/h	7,506	9,895	12,966	19,107	
Sound	Sound Pressure (High/Low) *3)		dB(A)	32/23	32/23	36/23	40/30
Power	Fan	Type	-	Cross Flow Fan	Cross Flow Fan	Cross Flow Fan	Cross Flow Fan
		Airflow Rate(Cool/Heat)	m ³ /min	7.73/8	8.31/8.56	9.54/9.93	13.21/14.22
	Running Current	Cooling/Heating	A	0.18/0.18	0.18/0.18	0.19/0.19	0.3/0.3
	Power Input	Cooling/Heating	W	30/30	30/30	35/35	50/50
Power Supply			Ø/V/Hz	1/220~240/50	1/220~240/50	1/220~240/50	1/220~240/50
Mode			-	Heat Pump	Heat Pump	Heat Pump	Heat Pump
Piping	Connecting Pipe	Liquid(Flare)	Ø,mm	6.35	6.35	6.35	6.35
		Gas(Flare)	Ø,mm	9.52	9.52	9.52	12.70
	Drain	Ø,mm	ID 18	ID 18	ID 18	ID 18	
Set Size	Net Weight		kg	7.8	7.8	7.8	13.0
	Shipping Weight		kg	9.4	9.4	9.4	16.0
	Net Dimensions (WxHxD)		mm	825X285X189	825X285X189	825X285X189	1,099X315X217
	Shipping Dimensions (WxHxD)		mm	900X349X252	900X349X252	900X349X252	1,137X377X299

Notes

*1) Nominal cooling capacities are based on - Indoor temperature: 27°C DB, 19°C WB, Outdoor temperature: 35°C DB, 24°C WB,
Equivalent refrigerant piping: 7.5m, Level differences: 0m

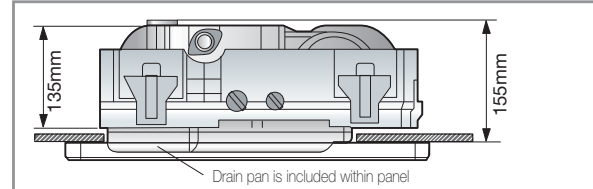
*2) Nominal heating capacities are based on - Indoor temperature: 20°C DB, 15°C WB, Outdoor temperature: 7°C DB, 6°C WB,
Equivalent refrigerant piping: 7.5m, Level differences: 0m

*3) Sound pressure was acquired in a dead room. Thus actual noise level may be different depending on the installation conditions.
Specifications are subject to change without prior notice for product improvement.

Slim 1Way Cassette

Only 135mm thick

Samsung introduces the world's slimmest indoor air conditioner unit. Only 135mm thick, the slim 1Way Cassette air conditioner can be installed practically anywhere.



NOTE

Ensure that there is sufficient installation space. Allow at least 170mm for the installation.



WIDE BLADE



CEILING SOILING PREVENTION




HIGH LIFT-UP DRAIN PUMP



QUICK CONNECTION OF DRAIN PIPE

Quiet Operation

Samsung's new blade design drastically reduces noise levels, so you can relax in peace and quiet.



Specification

Model		MH026FSEA	MH035FSEA		
Performance	Cooling *1)	kW	2.6	3.5	
		Btu/h	8,871	11,942	
	Heating *2)	kW	2.9	3.8	
		Btu/h	9,895	12,966	
Sound	Sound Pressure (High/Low) *3)	30/25	32/27		
Power	Fan	Type	-	Turbo Fan	Turbo Fan
		Airflow Rate(Cool/Heat)	m ³ /min	6.2/7.5	7.6/8.2
	Running Current	Cooling/Heating	A	0.23	0.25
	Power Input	Cooling/Heating	W	45	50
Power Supply		Ø/V/Hz	1/220~240/50	1/220~240/50	
Mode			-	Heat Pump	Heat Pump
Piping	Connecting Pipe	Liquid(Flare)	Ø,mm	6.35	6.35
		Gas(Flare)	Ø,mm	9.52	9.52
	Drain	Ø,mm	VP20(OD 25,ID 20)	VP20(OD 25,ID 20)	
Set Size	Net Weight	kg	10.5	10.5	
	Shipping Weight	kg	13.5	13.5	
	Net Dimensions (WxHxD)	mm	970x135x410	970x135x410	
	Shipping Dimensions (WxHxD)	mm	1,164x212x478	1,164x212x478	
Accessories	Panel	-	PSSMA (Optional)	PSSMA (Optional)	
	Drain Pump	-	24/750	24/750	

Notes

*1) Nominal cooling capacities are based on - Indoor temperature: 27°C DB, 19°C WB, Outdoor temperature: 35°C DB, 24°C WB, Equivalent refrigerant piping: 7.5m, Level differences: 0m

*2) Nominal heating capacities are based on - Indoor temperature: 20°C DB, 15°C WB, Outdoor temperature: 7°C DB, 6°C WB, Equivalent refrigerant piping: 7.5m, Level differences: 0m

*3) Sound pressure was acquired in a dead room. Thus actual noise level may be different depending on the installation conditions.

Specifications are subject to change without prior notice for product improvement.

Mini 4Way Cassette



**HIGH LIFT-UP
DRAIN PUMP**



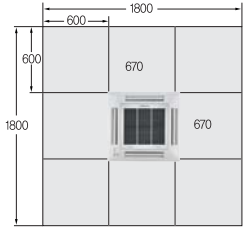
**FRESH AIR
INTAKE**



**QUICK CONNECTION
OF DRAIN PIPE**

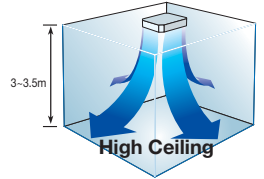
Compact Size

The Mini 4Way cassette air conditioner can be installed in one standard ceiling tile (600Wx600H), which can save installation time.



Fan Speed Adjustment

Fan speed can be adjusted according to ceiling height by adjusting dip switch of indoor unit's PCB.



High Energy Efficiency

It's energy efficient. Easy operation coupled with high efficiency provides you with remarkable performance at extremely low cost

Specification

Model			MH030FMEA	MH035FMEA	MH052FMEA	
Performance	Cooling *1)	kW	3.0	3.5	5.2	
		Btu/h	10,200	11,900	17,700	
	Heating *2)	kW	3.4	3.8	5.6	
		Btu/h	11,600	12,900	19,100	
Sound	Sound Pressure (High/Low) *3)		30/25	34/27	41/33	
Power	Fan	Type	Turbo Fan	Turbo Fan	Turbo Fan	
		Airflow Rate(Cool/Heat)	m ³ /min	10.8/11.7	10.8/11.7	12.1/13.6
	Running Current	Cooling/Heating	A	0.37/0.37	0.37/0.37	0.52/0.52
	Power Input	Cooling/Heating	W	85/85	85/85	120/120
Power Supply			1/220~240/50	1/220~240/50	1/220~240/50	
Mode			Heat Pump	Heat Pump	Heat Pump	
Piping	Connecting Pipe	Liquid(Flare)	Ø,mm	6.35	6.35	6.35
		Gas(Flare)	Ø,mm	9.52	9.52	12.70
	Drain	Ø,mm	VP 25 (OD 32, ID 25)	VP 25 (OD 32, ID 25)	VP 25 (OD:32, ID 25)	
Set Size	Net Weight		kg	17.0	17.0	17.0
	Shipping Weight		kg	20.0	20.0	20.0
	Net Dimensions (WxHxD)		mm	575x260x575	575x260x575	575x260x575
	Shipping Dimensions (WxHxD)		mm	660x310x635	660x310x635	660x310x635
Accessories	Panel		-	PMSMA (Optional)	PMSMA (Optional)	PMSMA (Optional)
	Drain Pump		-	Built-in	Built-in	Built-in

Notes

*1) Nominal cooling capacities are based on - Indoor temperature: 27°C DB, 19°C WB, Outdoor temperature: 35°C DB, 24°C WB, Equivalent refrigerant piping: 7.5m, Level differences: 0m

*2) Nominal heating capacities are based on - Indoor temperature: 20°C DB, 15°C WB, Outdoor temperature: 7°C DB, 6°C WB, Equivalent refrigerant piping: 7.5m, Level differences: 0m

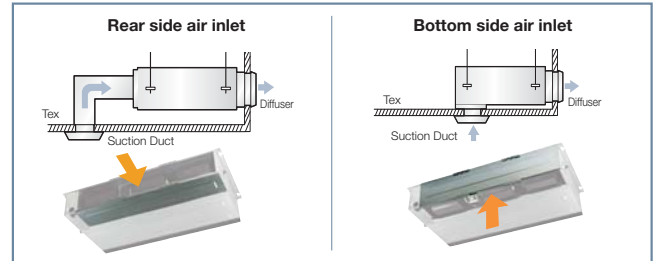
*3) Sound pressure was acquired in a dead room. Thus actual noise level may be different depending on the installation conditions.

Specifications are subject to change without prior notice for product improvement.

Slim Duct

Flexible Installation


The air inlet can be set up on either the bottom or rear of the unit, so there is more flexibility in installation.



-  ANTI-BACTERIA FILTER
-  EASY FILTER CLEANING
-  HIGH LIFT-UP DRAIN PUMP
-  SMART PRESSURE CONTROL
-  WIRED REMOTE CONTROLLER

Slim Design

Only 199mm thick, this slim design makes installation, maintenance and repair easy.



Specification

Model			MH026FEEA	MH035FEEA	
Performance	Cooling *1)	kW	2.6	3.5	
		Btu/h	8,800	11,900	
	Heating *2)	kW	2.9	3.8	
		Btu/h	9,800	12,900	
Sound	Sound Pressure (High/Low) *3)		30/25	32/27	
Power	Fan	Type	Sirocco Fan		
		Airflow Rate(Cool/Heat)	m ³ /min		
		External Static Pressure(Standard/High)	mmAq		
		Running Current	Cooling/Heating	A	
		Power Input	Cooling/Heating	W	
Power Supply			Ø/V/Hz	1/220~240/50	1/220~240/50
Mode	Liquid(Flare)		-	Heat Pump	Heat Pump
Piping	Connecting Pipe	Gas(Flare)	Ø,mm	6.35	6.35
		Drain	Ø,mm	9.52	0.92
			Ø,mm	VP 25 (OD 32, ID 25)	VP 25 (OD 32, ID 25)
Set Size	Net Weight		kg	26.0	26.0
	Shipping Weight		kg	31.0	31.0
	Net Dimensions (WxHxD)		mm	900x199x600	900x199x600
	Shipping Dimensions (WxHxD)		mm	1,133x333x730	1,133x333x730
Accessories	Drain Pump		-	MDP-E075SEE	MDP-E075SEE

Notes

*1) Nominal cooling capacities are based on - Indoor temperature: 27°C DB, 19°C WB, Outdoor temperature: 35°C DB, 24°C WB, Equivalent refrigerant piping: 7.5m, Level differences: 0m

*2) Nominal heating capacities are based on - Indoor temperature: 20°C DB, 15°C WB, Outdoor temperature: 7°C DB, 6°C WB, Equivalent refrigerant piping: 7.5m, Level differences: 0m

*3) Sound pressure was acquired in a dead room. Thus actual noise level may be different depending on the installation conditions. Specifications are subject to change without prior notice for product improvement.

MSP Duct



ANTI-BACTERIA FILTER



EASY FILTER CLEANING



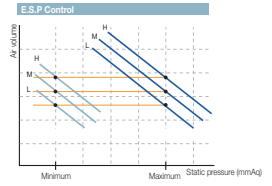
HIGH LIFT-UP DRAIN PUMP



SMART PRESSURE CONTROL

Smart Pressure Control

The Smart Pressure Control System adjusts fan speed according to E.S.P (External Static Pressure), so the air conditioner always gives you consistent cooling and heating power regardless of the surrounding environment.



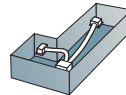
Easy to Maintain

Reduce time and maintenance costs by keeping parts easily accessible.

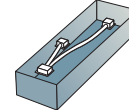


Flexible Installation

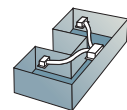
Samsung's MSP Duct air conditioners offer different solutions for any shape room allowing for specific airflow requirements.



L-shaped area



Areas far apart



Y-shaped area

Specification

Model		MH052FUEA		
Performance	Cooling *1)	kW	5.2	
		Btu/h	17,742	
	Heating *2)	kW	5.6	
		Btu/h	19,107	
Sound	Sound Pressure (High/Low) *3)	dB(A)	37/33	
Power	Fan	Type	Sirocco Fan	
		Airflow Rate(Cool/Heat)	m ³ /min	16.3/15.8
		External Static Pressure(Standard/High)	mmAq	4/6
	Running Current	Cooling/Heating	A	1.04/1.04
	Power Input	Cooling/Heating	W	170/170
Power Supply		Ø/V/Hz	1/220~240/50	
Mode	Liquid(Flare)	-	Heat Pump	
Piping	Connecting Pipe	Gas(Flare)	Ø,mm	6.35
		Drain	Ø,mm	12.70
			Ø,mm	ID 26.5
Set Size	Net Weight	kg	29.0	
	Shipping Weight	kg	34.0	
	Net Dimensions (WxHxD)	mm	900x260x480	
	Shipping Dimensions (WxHxD)	mm	1,146x363x584	
Accessories	Drain Pump	-	MDP-M075SGU3	

Notes

*1) Nominal cooling capacities are based on - Indoor temperature: 27°C DB, 19°C WB, Outdoor temperature: 35°C DB, 24°C WB, Equivalent refrigerant piping: 7.5m, Level differences: 0m

*2) Nominal heating capacities are based on - Indoor temperature: 20°C DB, 15°C WB, Outdoor temperature: 7°C DB, 6°C WB, Equivalent refrigerant piping: 7.5m, Level differences: 0m

*3) Sound pressure was acquired in a dead room. Thus actual noise level may be different depending on the installation conditions. Specifications are subject to change without prior notice for product improvement.

Console



INTERIOR
DESIGN



ANTI-BACTERIA
FILTER



LIGHT WEIGHT
UNIT



SILENT MODE



FLEXIBLE PIPE
INSTALLATION



WIRELESS
REMOTE CONTROL



virusDoctor

Slim Design

It can't get any slimmer. This newly introduced console type air conditioner is only 199mm thick, the slimmest on the market. Its slim design easily integrates the unit into your decor.



Black Display

Functional art, the touch screen display is elegant while it maximizes the convenience of control.



virusDoctor (Micro Plasma Ionizer)

The world's first technology that generates active hydrogen atoms together with oxygen ions to improve your Indoor Air Quality. It protects you from harmful particles and viruses existing in the air.

Silent Operation (23dB)

The silent, yet powerful and efficient cooling and heating system keeps things more comfortable. Silent mode is available in 4 different operating modes: High / Medium / Low / Silence.



Specification

Model			MH026FJEA	MH035FJEA	MH052FJEA	
Performance	Cooling *1)	kW	2.6	3.5	5.2	
		Btu/h	8,871	11,942	17,742	
	Heating *2)	kW	2.9	3.8	5.6	
		Btu/h	9,895	12,966	19,107	
Sound	Sound Pressure (High/Low) *3)		28/23	39/24	44/25	
Power	Fan	Type	Turbo Fan	Turbo Fan	Turbo Fan	
		Airflow Rate(Cool/Heat)	m ³ /min	9.0/10.5	10.5/11.3	11.2/12.6
	Running Current	Cooling/Heating	A	0.25/0.25	0.29/0.29	0.35/0.35
	Power Input	Cooling/Heating	W	30/30	35/35	50/50
Power Supply			Ø/V/Hz	1/220~240/50	1/220~240/50	1/220~240/50
Mode			-	Heat Pump	Heat Pump	Heat Pump
Piping	Connecting Pipe	Liquid(Flare)	Ø,mm	6.35	6.35	6.35
		Gas(Flare)	Ø,mm	9.52	9.52	12.70
	Drain	Ø,mm	ID 18	ID 18	ID 18	
Set Size	Net Weight		kg	15.0	15.0	15.0
	Shipping Weight		kg	19.0	19.0	19.0
	Net Dimensions (WxHxD)		mm	720x620x199	720x620x199	720x620x199
	Shipping Dimensions (WxHxD)		mm	810x710x295	810x710x295	810x710x295

Notes

*1) Nominal cooling capacities are based on - Indoor temperature: 27°C DB, 19°C WB, Outdoor temperature: 35°C DB, 24°C WB, Equivalent refrigerant piping: 7.5m, Level differences: 0m

*2) Nominal heating capacities are based on - Indoor temperature: 20°C DB, 15°C WB, Outdoor temperature: 7°C DB, 6°C WB, Equivalent refrigerant piping: 7.5m, Level differences: 0m

*3) Sound pressure was acquired in a dead room. Thus actual noise level may be different depending on the installation conditions. Specifications are subject to change without prior notice for product improvement.

03 Capacity Combination

Capacity Combination

Different installation settings of outdoor / indoor units can result in a different capacity combination for each setting.

PROJECT

Auditorio Municipal da vila de velas

LOCATION

S. Jorge island (Azores), Portugal

TYPE

Auditorium



Combination Table



MH040FXEA2C

■ Cooling

Number of Unit	Indoor Unit Combination						Cooling Capacity(W)					Capacity			Power Consumption			Current			EER	EG
	A	B	C	D	%	Total	A	B	C	D	Total	Min. W	Nom. W	Max. MI	Min. W	Nom. W	Max. W	Min. A	Nom. A	Max. A		
1 Unit	2000	-	-	-	51%	2000	2100	-	-	-	2100	1280	2100	2520	400	540	630	2.2	2.5	2.9	3.89	A
	2600	-	-	-	67%	2600	2600	-	-	-	2600	1280	2600	3120	400	750	880	2.2	3.4	4.0	3.47	A
	3500	-	-	-	90%	3500	3500	-	-	-	3500	1300	3500	4200	400	1160	1240	2.2	5.3	5.7	3.02	B
2 Unit	2000	2000	-	-	103%	4000	1950	1950	-	-	3900	1350	3900	4200	420	1160	1250	2.3	5.3	5.7	3.36	A
	2000	2600	-	-	118%	4600	1696	2204	-	-	3900	1500	3900	4200	420	1140	1250	2.3	5.2	5.7	3.42	A
	2000	3500	-	-	141%	5500	1418	2482	-	-	3900	1500	3900	4200	440	1160	1250	2.4	5.3	5.7	3.36	A
	2600	2600	-	-	133%	5200	1950	1950	-	-	3900	1500	3900	4200	440	1160	1250	2.4	5.3	5.7	3.36	A
	2600	3500	-	MAX	156%	6100	1662	2238	-	-	3900	1500	3900	4200	440	1140	1250	2.4	5.2	5.7	3.42	A

■ Heating

Number of Unit	Indoor Unit Combination						Heating Capacity(W)					Capacity			Power Consumption			Current			COP	EG
	A	B	C	D	%	Total	A	B	C	D	Total	Min. W	Nom. W	Max. MI	Min. W	Nom. W	Max. W	Min. A	Nom. A	Max. A		
1 Unit	2200	-	-	-	50%	2200	2400	-	-	-	2400	1300	2400	2990	280	800	910	1.5	3.7	4.2	3.00	D
	2900	-	-	-	66%	2900	3100	-	-	-	3100	1300	3100	3450	280	900	1080	1.5	4.1	4.9	3.44	B
	3800	-	-	-	86%	3800	3800	-	-	-	3800	1300	3800	4370	280	1160	1420	1.5	5.3	6.5	3.28	C
2 Unit	2200	2200	-	-	100%	4400	2200	2200	-	-	4400	1500	4400	4700	300	1160	1390	1.6	5.3	6.4	3.79	A
	2200	2900	-	-	116%	5100	1898	2502	-	-	4400	1500	4400	4700	300	1160	1420	1.6	5.3	6.5	3.79	A
	2200	3800	-	-	136%	6000	1613	2787	-	-	4400	1500	4400	4700	300	1160	1490	1.6	5.3	6.8	3.79	A
	2900	2900	-	-	132%	5800	2200	2200	-	-	4400	1500	4400	4700	300	1160	1490	1.6	5.3	6.8	3.79	A
	2900	3800	-	-	152%	6700	1904	2496	-	-	4400	1500	4400	4700	300	1120	1490	1.6	5.1	6.8	3.93	A

Note

- Cooling capacity is based on 27°C DB / 19°CWB (indoor temperature), 35°C DB (outdoor temperature).
- Heating capacity is based on 20°C DB (indoor temperature), 7°C DB/6°CWB (outdoor temperature).
- The above is the value for connecting with the following indoor units.
 - 2.0, 2.6, 3.5kW class: Wall Mounted Style, MB, Vivace, Crystal Series
- Capacities are based on the following conditions:
 - Corresponding refrigerant piping length : 7.5m / - Level difference : 0m
- Specifications are subject to change without prior notice for product improvement.

Combination Table



MH050FXEA2C

■ Cooling

Number of Unit	Indoor Unit Combination						Cooling Capacity(W)					Capacity			Power Consumption			Current			EER	EG
	A	B	C	D	%	Total	A	B	C	D	Total	Min. W	Nom. W	Max. MI	Min. W	Nom. W	Max. W	Min. A	Nom. A	Max. A		
1 Unit	2000	-	-	-	40%	2000	2400	-	-	-	2400	1280	2400	2880	400	730	880	1.9	3.3	4	3.29	A
	2600	-	-	-	52%	2600	2600	-	-	-	2600	1280	2600	3120	400	800	960	1.9	3.7	4.4	3.25	A
	3500	-	-	-	70%	3500	3500	-	-	-	3500	1280	3500	4200	400	1090	1310	1.9	5	6	3.21	A
	5200	-	-	-	104%	5200	5000	-	-	-	5000	1300	5000	5200	400	1660	1740	1.9	7.6	8	3.01	B
2 Unit	2000	2000	-	-	80%	4000	2000	2000	-	-	4000	1350	4000	4800	420	1245	1490	2	5.7	6.8	3.21	A
	2000	2600	-	-	92%	4600	2000	2600	-	-	4600	1350	4600	5200	420	1430	1720	2	6.5	7.9	3.22	A
	2000	3500	-	-	110%	5500	1818	3182	-	-	5000	1350	5000	5400	420	1490	1780	2	6.8	8.1	3.36	A
	2000	5200	-	-	144%	7200	1389	3611	-	-	5000	1500	5000	5400	440	1380	1800	2.1	6.3	8.2	3.62	A
	2600	2600	-	-	104%	5200	2500	2500	-	-	5000	1500	5000	5400	440	1500	1780	2.1	6.9	8.1	3.33	A
	2600	3500	-	-	122%	6100	2131	2869	-	-	5000	1500	5000	5400	440	1500	1780	2.1	6.9	8.1	3.33	A
	2600	5200	-	-	156%	7800	1667	3333	-	-	5000	1500	5000	5400	440	1330	1800	2.1	6.1	8.2	3.76	A
	3500	3500	-	-	140%	7000	2500	2500	-	-	5000	1500	5000	5400	440	1500	1780	2.1	6.9	8.1	3.33	A

■ Heating

Number of Unit	Indoor Unit Combination						Heating Capacity(W)					Capacity			Power Consumption			Current			COP	EG
	A	B	C	D	%	Total	A	B	C	D	Total	Min. W	Nom. W	Max. MI	Min. W	Nom. W	Max. W	Min. A	Nom. A	Max. A		
1 Unit	2200	-	-	-	39%	2200	2500	-	-	-	2500	1300	2500	2990	320	880	1010	1.7	4	4.6	2.84	D
	2900	-	-	-	51%	2900	2900	-	-	-	2900	1300	2900	3340	320	1030	1290	1.7	4.7	5.9	2.82	D
	3800	-	-	-	67%	3800	3800	-	-	-	3800	1300	3800	4370	320	1300	1620	1.7	5.9	7.4	2.92	D
	5600	-	-	-	98%	5600	5400	-	-	-	5400	1450	5400	5600	340	1810	2060	1.8	8.3	9.4	2.98	D
2 Unit	2200	2200	-	-	77%	4400	2200	2200	-	-	4400	1450	4400	4750	350	1220	1390	1.9	5.6	6.4	3.61	A
	2200	2900	-	-	89%	5100	2200	2900	-	-	5100	1450	5100	5460	350	1410	1610	1.9	6.5	7.4	3.62	A
	2200	3800	-	-	105%	6000	2090	3610	-	-	5700	1500	5700	6300	350	1520	1950	1.9	7	8.9	3.75	A
	2200	5600	-	-	137%	7800	1608	4092	-	-	5700	1500	5700	6400	350	1440	1830	1.9	6.6	8.4	3.96	A
	2900	2900	-	-	102%	5800	2850	2850	-	-	5700	1500	5700	6300	350	1550	2060	1.9	7.1	9.4	3.68	A
	2900	3800	-	-	118%	6700	2467	3233	-	-	5700	1500	5700	6300	350	1480	1940	1.9	6.8	8.9	3.85	A
	2900	5600	-	-	149%	8500	1945	3755	-	-	5700	1500	5700	6400	350	1400	1830	1.9	6.4	8.4	4.07	A
	3800	3800	-	-	133%	7600	2850	2850	-	-	5700	1500	5700	6300	350	1470	1890	1.9	6.7	8.6	3.88	A

Note

- Cooling capacity is based on 27°C DB / 19°C WB (indoor temperature), 35°C DB (outdoor temperature).
- Heating capacity is based on 20°C DB (indoor temperature), 7°C DB/6°C WB (outdoor temperature).
- The above is the value for connecting with the following indoor units.
 - 2.0, 2.6, 3.5kW class: Wall Mounted Style, MB, Vivace, Crystal Series
- Capacities are based on the following conditions:
 - Corresponding refrigerant piping length : 7.5m / - Level difference : 0m
- Specifications are subject to change without prior notice for product improvement.



MH060FXEA3B

■ Cooling

Number of Unit	Indoor Unit Combination						Cooling Capacity(W)					Capacity			Power Consumption			Current			EER	EG
	A	B	C	D	%	Total	A	B	C	D	Total	Min. W	Nom. W	Max. MI	Min. W	Nom. W	Max. W	Min. A	Nom. A	Max. A		
1 Unit	2000	-	-	-	34%	2000	2400	-	-	-	2400	1280	2400	2880	400	730	930	2.2	3.3	4.3	3.29	A
	2600	-	-	-	44%	2600	2600	-	-	-	2600	1280	2600	3120	400	790	1010	2.2	3.6	4.6	3.29	A
	3500	-	-	-	59%	3500	3500	-	-	-	3500	1280	3500	4200	400	1070	1370	2.2	4.9	6.3	3.27	A
	5200	-	-	-	88%	5200	5200	-	-	-	5200	1300	5200	5800	400	1620	1900	2.2	7.4	8.7	3.21	A
2 Unit	2000	2000	-	-	68%	4000	2000	2000	-	-	4000	1300	4000	4800	420	1240	1480	2.3	5.7	6.8	3.23	A
	2000	2600	-	-	78%	4600	2000	2600	-	-	4600	1300	4600	5520	420	1410	1680	2.3	6.5	7.7	3.26	A
	2000	3500	-	-	93%	5500	1909	3341	-	-	5250	1300	5250	6290	430	1550	1820	2.3	7.1	8.3	3.39	A
	2000	5200	-	-	122%	7200	1528	3972	-	-	5500	1380	5500	6600	430	1580	1850	2.3	7.2	8.5	3.48	A
	2600	2600	-	-	88%	5200	2600	2600	-	-	5200	1300	5200	5800	420	1620	1800	2.3	7.4	8.2	3.21	A
	2600	3500	-	-	103%	6100	2259	3041	-	-	5300	1300	5300	6400	430	1550	1840	2.3	7.1	8.4	3.42	A
	2600	5200	-	-	132%	7800	1967	3933	-	-	5900	1380	5900	6800	430	1610	1880	2.3	7.4	8.6	3.66	A
	3500	3500	-	-	119%	7000	2725	2725	-	-	5450	1300	5450	6560	430	1570	1850	2.3	7.2	8.5	3.47	A
3 Unit	2000	2000	2000	-	102%	6000	1760	1760	1760	-	5280	1500	5280	6380	430	1550	1840	2.3	7.1	8.4	3.41	A
	2000	2000	2600	-	112%	6600	1636	1636	2127	-	5400	1500	5400	6490	430	1560	1850	2.3	7.1	8.5	3.46	A
	2000	2000	3500	-	127%	7500	1573	1573	2753	-	5900	1500	5900	6800	440	1610	1880	2.4	7.4	8.6	3.66	A
	2000	2600	2600	-	122%	7200	1528	1986	1986	-	5500	1500	5500	6600	430	1580	1850	2.3	7.2	8.5	3.48	A
	2000	2600	3500	-	137%	8100	1457	1894	2549	-	5900	1500	5900	6800	440	1610	1880	2.4	7.4	8.6	3.66	A
	2000	3500	3500	-	153%	9000	1311	2294	2294	-	5900	1500	5900	6800	440	1610	1880	2.4	7.4	8.6	3.66	A
	2600	2600	2600	-	132%	7800	1967	1967	1967	-	5900	1500	5900	6800	440	1600	1880	2.4	7.3	8.6	3.69	A
	2600	2600	3500	-	147%	8700	1763	1763	2374	-	5900	1500	5900	6800	440	1600	1880	2.4	7.3	8.6	3.69	A

■ Heating

Number of Unit	Indoor Unit Combination						Heating Capacity(W)					Capacity			Power Consumption			Current			COP	EG
	A	B	C	D	%	Total	A	B	C	D	Total	Min. W	Nom. W	Max. MI	Min. W	Nom. W	Max. W	Min. A	Nom. A	Max. A		
1 Unit	2200	-	-	-	35%	2200	2500	-	-	-	2500	1300	2500	2990	350	880	1110	1.9	4	5.1	2.84	D
	2900	-	-	-	46%	2900	2900	-	-	-	2900	1300	2900	3340	350	1030	1270	1.9	4.7	5.8	2.82	D
	3800	-	-	-	60%	3800	3800	-	-	-	3800	1300	3800	4370	350	1350	1660	1.9	6.2	7.6	2.81	D
	5600	-	-	-	89%	5600	5600	-	-	-	5600	1350	5600	6300	350	1820	1920	1.9	8.3	8.8	3.08	D
2 Unit	2200	2200	-	-	70%	4400	2200	2200	-	-	4400	1400	4400	5060	350	1220	1510	1.9	5.6	6.9	3.61	A
	2200	2900	-	-	81%	5100	2200	2900	-	-	5100	1400	5100	5870	350	1490	1830	1.9	6.8	8.4	3.42	B
	2200	3800	-	-	95%	6000	2053	3547	-	-	5600	1500	5600	6440	350	1640	1860	1.9	7.5	8.5	3.41	B
	2200	5600	-	-	124%	7800	1692	4308	-	-	6000	1500	6000	6900	350	1660	1860	1.9	7.6	8.5	3.61	A
	2900	2900	-	-	92%	5800	2900	2900	-	-	5800	1400	5800	6300	350	1700	1910	1.9	7.8	8.7	3.41	B
	2900	3800	-	-	106%	6700	2510	3290	-	-	5800	1500	5800	6770	350	1700	1900	1.9	7.8	8.7	3.41	B
	2900	5600	-	-	135%	8500	2149	4151	-	-	6300	1500	6300	7300	350	1740	1830	1.9	8	8.4	3.62	A
	3800	3800	-	-	121%	7600	2950	2950	-	-	5900	1500	5900	6880	350	1730	1860	1.9	7.9	8.5	3.41	B
3 Unit	2200	2200	2200	-	105%	6600	1933	1933	1933	-	5800	1500	5800	6760	350	1590	1840	1.9	7.3	8.4	3.65	A
	2200	2200	2900	-	116%	7300	1778	1778	2344	-	5900	1500	5900	6840	350	1610	1840	1.9	7.4	8.4	3.66	A
	2200	2200	3800	-	130%	8200	1690	1690	2920	-	6300	1500	6300	7300	350	1660	1830	1.9	7.6	8.4	3.80	A
	2200	2900	2900	-	127%	8000	1650	2175	2175	-	6000	1500	6000	6920	350	1590	1840	1.9	7.3	8.4	3.77	A
	2200	3800	3800	-	141%	8900	1557	2053	2690	-	6300	1500	6300	7300	350	1630	1830	1.9	7.5	8.4	3.87	A
	2200	2900	3800	-	156%	9800	1414	2443	2443	-	6300	1500	6300	7300	350	1560	1830	1.9	7.1	8.4	4.04	A
	2900	2900	2900	-	138%	8700	2100	2100	2100	-	6300	1500	6300	7300	350	1650	1830	1.9	7.6	8.4	3.82	A
	2900	2900	3800	-	152%	9600	1903	1903	2494	-	6300	1500	6300	7300	350	1400	1830	1.9	6.4	8.4	4.50	A

Note

- Cooling capacity is based on 27°C DB / 19°C WB (indoor temperature), 35°C DB (outdoor temperature).
- Heating capacity is based on 20°C DB (indoor temperature), 7°C DB/6°C WB (outdoor temperature).
- The above is the value for connecting with the following indoor units.
 - 2.0, 2.6, 3.5kW class: Wall Mounted Style, MB, Vivace, Crystal Series
- Capacities are based on the following conditions:
 - Corresponding refrigerant piping length : 7.5m / - Level difference : 0m
- Specifications are subject to change without prior notice for product improvement.

Combination Table

MH070FXEA4B

■ Cooling

Number of Unit	Indoor Unit Combination						Cooling Capacity(W)					Capacity			Power Consumption			Current			EER	EG
	A	B	C	D	%	Total	A	B	C	D	Total	Min. W	Nom. W	Max. MI	Min. W	Nom. W	Max. W	Min. A	Nom. A	Max. A		
1 Unit	2000	-	-	-	29%	2000	2400	-	-	-	2400	1350	2400	3000	380	780	950	1.7	3.6	4.3	3.08	B
	2600	-	-	-	37%	2600	2600	-	-	-	2600	1350	2600	3480	390	840	1100	1.8	3.8	5	3.10	B
	3500	-	-	-	50%	3500	3500	-	-	-	3500	1350	3500	4200	400	1130	1580	1.8	5.2	7.2	3.10	B
	5200	-	-	-	74%	5200	5200	-	-	-	5200	1400	5200	6240	420	1520	2160	1.9	7	9.9	3.42	A
2 Unit	2000	2000	-	-	57%	4000	2000	2000	-	-	4000	1500	4000	4800	410	1240	1490	1.9	5.7	6.8	3.23	A
	2000	2600	-	-	66%	4600	2000	2600	-	-	4600	1690	4600	5520	420	1430	1720	1.9	6.5	7.9	3.22	A
	2000	3500	-	-	79%	5500	2000	3500	-	-	5500	1770	5500	6600	430	1710	2050	2	7.8	9.4	3.22	A
	2000	5200	-	-	103%	7200	1944	5056	-	-	7000	1900	7000	8400	580	2180	2520	2.7	10	11.5	3.21	A
	2600	2600	-	-	74%	5200	2600	2600	-	-	5200	1750	5200	6240	420	1660	2000	1.9	7.6	9.2	3.13	B
	2600	3500	-	-	87%	6100	2600	3500	-	-	6100	1820	6100	7320	440	1880	2260	2	8.6	10.3	3.24	A
	2600	5200	-	-	111%	7800	2333	4667	-	-	7000	1900	7000	8400	580	2130	2540	2.7	9.7	11.6	3.29	A
	3500	3500	-	-	100%	7000	3500	3500	-	-	7000	1900	7000	8400	580	2120	2530	2.7	9.7	11.6	3.30	A
	3500	5200	-	-	124%	8700	2816	4184	-	-	7000	1900	7000	8900	580	2110	2540	2.7	9.7	11.6	3.32	A
	5200	5200	-	-	149%	10400	3500	3500	-	-	7000	1900	7000	8900	580	2000	2540	2.7	9.2	11.6	3.50	A
3 Unit	2000	2000	2000	-	86%	6000	2000	2000	2000	-	6000	1810	6000	7200	440	1800	2280	2	8.2	10.4	3.33	A
	2000	2000	2600	-	94%	6600	2000	2000	2600	-	6600	1870	6600	7920	440	1830	2460	2	8.4	11.3	3.61	A
	2000	2000	3500	-	107%	7500	1781	1781	3118	-	6680	1900	6680	8020	580	1835	2410	2.7	8.4	11	3.64	A
	2000	2000	5200	-	131%	9200	1522	1522	3957	-	7000	1900	7000	8900	580	1850	2460	2.7	8.5	11.3	3.78	A
	2000	2600	2600	-	103%	7200	1847	2401	2401	-	6650	1900	6650	7980	580	1830	2410	2.7	8.4	11	3.63	A
	2000	2600	3500	-	116%	8100	1664	2163	3119	-	6740	1900	6740	8080	580	1840	2460	2.7	8.4	11.3	3.66	A
	2000	2600	5200	-	140%	9800	1429	1857	3714	-	7000	1900	7000	8900	580	1880	2460	2.7	8.6	11.3	3.72	A
	2000	3500	3500	-	129%	9000	1516	2652	2652	-	6820	1900	6820	8180	580	1850	2510	2.7	8.5	11.5	3.69	A
	2000	3500	5200	-	153%	10700	1308	2290	3120	-	7000	1900	7000	8900	580	1930	2510	2.7	8.8	11.5	3.63	A
	2600	2600	2600	-	111%	7800	2240	2240	2240	-	6720	1900	6720	8050	580	1840	2420	2.7	8.4	11.1	3.65	A
	2600	2600	3500	-	124%	8700	2029	2029	2732	-	6790	1900	6790	8150	580	1850	2460	2.7	8.5	11.3	3.67	A
	2600	2600	5200	-	149%	10400	1750	1750	3121	-	7000	1900	7000	8900	580	1880	2510	2.7	8.6	11.5	3.72	A
	2600	3500	3500	-	137%	9600	1896	2552	2552	-	7000	1900	7000	8900	580	1880	2460	2.7	8.6	11.3	3.72	A
	3500	3500	3500	-	150%	10500	2330	2330	2330	-	6990	1900	6990	8900	580	1900	2510	2.7	8.7	11.5	3.68	A
4 Unit	2000	2000	2000	2000	114%	8000	1680	1680	1680	1680	6720	1900	6720	8070	580	1850	2460	2.7	8.5	11.3	3.63	A
	2000	2000	2000	2600	123%	8600	1577	1577	1577	2050	6780	1900	6780	8140	580	1880	2460	2.7	8.6	11.3	3.61	A
	2000	2000	2000	3500	136%	9500	1474	1474	1474	2579	7000	1900	7000	8900	580	1900	2460	2.7	8.7	11.3	3.68	A
	2000	2000	2600	2600	131%	9200	1522	1522	1978	1978	7000	1900	7000	8900	580	1880	2460	2.7	8.6	11.3	3.72	A
	2000	2000	2600	3500	144%	10100	1386	1386	1802	2426	7000	1900	7000	8900	580	1900	2510	2.7	8.7	11.5	3.68	A
	2000	2600	2600	2600	140%	9800	1429	1857	1857	1857	7000	1900	7000	8900	580	1900	2460	2.7	8.7	11.3	3.68	A
	2000	2600	2600	3500	153%	10700	1308	1701	1701	2290	7000	1900	7000	8900	580	1930	2550	2.7	8.8	11.7	3.63	A
	2600	2600	2600	2600	149%	10400	1750	1750	1750	1750	7000	1900	7000	8900	580	1900	2550	2.7	8.7	11.7	3.68	A

Note

- Cooling capacity is based on 27°C DB / 19°C WB (indoor temperature), 35°C DB (outdoor temperature).
- Heating capacity is based on 20°C DB (indoor temperature), 7°C DB/6°C WB (outdoor temperature).
- The above is the value for connecting with the following indoor units.
 - 2.0, 2.6, 3.5kW class: Wall Mounted Style, MB, Vivace, Crystal Series
- Capacities are based on the following conditions:
 - Corresponding refrigerant piping length : 7.5m / - Level difference : 0m
- Specifications are subject to change without prior notice for product improvement.



MH070FXEA4B

■ Heating

Number of Unit	Indoor Unit Combination						Heating Capacity(W)					Capacity			Power Consumption			Current			COP	EG
	A	B	C	D	%	Total	A	B	C	D	Total	Min. W	Nom. W	Max. MI	Min. W	Nom. W	Max. W	Min. A	Nom. A	Max. A		
1 Unit	2200	-	-	-	26%	2200	2500	-	-	-	2500	1790	2500	3220	580	950	1330	2.7	4.3	6.1	2.63	E
	2600	-	-	-	30%	2600	2900	-	-	-	2900	1820	2900	3680	590	1100	1500	2.7	5	6.9	2.64	E
	3800	-	-	-	44%	3800	3800	-	-	-	3800	1930	3800	4600	600	1250	1810	2.7	5.7	8.3	3.04	D
	5600	-	-	-	65%	5600	5600	-	-	-	5600	2080	5600	6440	610	1670	2370	2.8	7.6	10.8	3.35	C
2 Unit	2200	2200	-	-	51%	4400	2200	2200	-	-	4400	1980	4400	5060	600	1220	1530	2.7	5.6	7	3.61	A
	2200	2900	-	-	59%	5100	2200	2900	-	-	5100	2040	5100	5870	610	1410	1700	2.8	6.5	7.8	3.62	A
	2200	3800	-	-	70%	6000	2200	3800	-	-	6000	2110	6000	6900	610	1760	2110	2.8	8.1	9.7	3.41	B
	2200	5600	-	-	91%	7800	2200	5600	-	-	7800	2200	7800	9130	620	2150	2700	2.8	9.8	12.4	3.63	A
	2900	2900	-	-	67%	5800	2900	2900	-	-	5800	2100	5800	6670	610	1600	1930	2.8	7.3	8.8	3.63	A
	2900	3800	-	-	78%	6700	2900	3800	-	-	6700	2170	6700	8040	610	1940	2330	2.8	8.9	10.7	3.45	B
	2900	5600	-	-	99%	8500	2729	5271	-	-	8000	2200	8000	9600	620	2210	2650	2.8	10.1	12.1	3.62	A
	3800	3800	-	-	88%	7600	3800	3800	-	-	7600	2200	7600	9120	620	2100	2510	2.8	9.6	11.5	3.62	A
	3800	5600	-	-	109%	9400	3283	4837	-	-	8120	2200	8120	9740	620	2250	2700	2.8	10.3	12.4	3.61	A
	5600	5600	-	-	130%	11200	4250	4250	-	-	8500	2200	8500	10200	620	2250	2740	2.8	10.3	12.5	3.78	A
3 Unit	2200	2200	2200	-	77%	6600	2200	2200	2200	-	6600	2170	6600	7590	610	1830	2530	2.8	8.4	11.6	3.61	A
	2200	2200	2900	-	85%	7300	2200	2200	2900	-	7300	2200	7300	8400	620	1880	2590	2.8	8.6	11.9	3.88	A
	2200	2200	3800	-	95%	8200	2200	2200	3800	-	8200	2200	8200	9590	620	1930	2660	2.8	8.8	12.2	4.25	A
	2200	2200	5600	-	116%	10000	1892	1892	4816	-	8600	2200	8600	10300	620	1960	2700	2.8	9	12.4	4.39	A
	2200	2900	2900	-	93%	8000	2200	2900	2900	-	8000	2200	8000	9360	620	1900	2620	2.8	8.7	12	4.21	A
	2200	2900	3800	-	103%	8900	2042	2691	3119	-	8260	2200	8260	9670	620	1930	2660	2.8	8.8	12.2	4.28	A
	2200	2900	5600	-	124%	10700	1768	2331	4501	-	8600	2200	8600	10300	620	1970	2720	2.8	9	12.4	4.37	A
	2200	3800	3800	-	114%	9800	1872	3234	3234	-	8340	2200	8340	9760	620	1950	2690	2.8	8.9	12.3	4.28	A
	2200	3800	5600	-	135%	11600	1631	2817	3120	-	8600	2200	8600	10300	620	2000	2760	2.8	9.2	12.6	4.30	A
	2900	2900	2900	-	101%	8700	2750	2750	2750	-	8250	2200	8250	9650	620	1930	2660	2.8	8.8	12.2	4.27	A
	2900	2900	3800	-	112%	9600	2516	2516	3297	-	8330	2200	8330	9740	620	1950	2690	2.8	8.9	12.3	4.27	A
	2900	2900	5600	-	133%	11400	2188	2188	3121	-	8600	2200	8600	10300	620	1980	2730	2.8	9.1	12.5	4.34	A
	2900	3800	3800	-	122%	10500	2375	3112	3112	-	8600	2200	8600	10300	620	1980	2730	2.8	9.1	12.5	4.34	A
	3800	3800	3800	-	133%	11400	2867	2867	2867	-	8600	2200	8600	10300	620	2000	2760	2.8	9.2	12.6	4.30	A
4 Unit	2200	2200	2200	2200	102%	8800	2063	2063	2063	2063	8250	2200	8250	9660	620	1930	2660	2.8	8.8	12.2	4.27	A
	2200	2200	2200	2900	110%	9500	1927	1927	1927	2540	8320	2200	8320	9730	620	1950	2690	2.8	8.9	12.3	4.27	A
	2200	2200	2200	3800	121%	10400	1819	1819	1819	3142	8600	2200	8600	10300	620	2000	2760	2.8	9.2	12.6	4.30	A
	2200	2200	2900	2900	119%	10200	1855	1855	2445	2445	8600	2200	8600	10300	620	1970	2720	2.8	9	12.4	4.37	A
	2200	2200	2900	3800	129%	11100	1705	1705	2247	2944	8600	2200	8600	10300	620	2000	2760	2.8	9.2	12.6	4.30	A
	2200	2900	2900	2900	127%	10900	1736	2288	2288	2288	8600	2200	8600	10300	620	2000	2760	2.8	9.2	12.6	4.30	A
	2200	2900	2900	3800	137%	11800	1603	2114	2114	2769	8600	2200	8600	10300	620	2000	2760	2.8	9.2	12.6	4.30	A
	2900	2900	2900	2900	135%	11600	2150	2150	2150	2150	8600	2200	8600	10300	620	2000	2760	2.8	9.2	12.6	4.30	A

Note

1. Cooling capacity is based on 27°C DB / 19°C WB (indoor temperature), 35°C DB (outdoor temperature).
2. Heating capacity is based on 20°C DB (indoor temperature), 7°C DB/6°C WB (outdoor temperature).
3. The above is the value for connecting with the following indoor units.
 - 2.0, 2.6, 3.5kW class: Wall Mounted Style, MB, Vivace, Crystal Series
4. Capacities are based on the following conditions:
 - Corresponding refrigerant piping length : 7.5m / - Level difference : 0m
5. Specifications are subject to change without prior notice for product improvement.

Combination Table

MH080FXEA4B

■ Cooling

Number of Unit	Indoor Unit Combination					Cooling Capacity(W)					Capacity			Power Consumption			Current			EER	EG	
	A	B	C	D	%	Total	A	B	C	D	Total	Min. W	Nom. W	Max. MI	Min. W	Nom. W	Max. W	Min. A	Nom. A			Max. A
1 Unit	2000	-	-	-	25%	2000	2400	-	-	-	2400	1470	2400	3000	380	780	950	1.7	3.6	4.3	3.08	B
	2600	-	-	-	33%	2600	2600	-	-	-	2600	1520	2600	3480	390	840	1100	1.8	3.8	5	3.10	B
	3500	-	-	-	44%	3500	3500	-	-	-	3500	1600	3500	4200	400	1130	1580	1.8	5.2	7.2	3.10	B
	5200	-	-	-	65%	5200	5200	-	-	-	5200	1750	5200	6240	420	1520	2160	1.9	7	9.9	3.42	A
2 Unit	2000	2000	-	-	50%	4000	2000	2000	-	-	4000	1640	4000	4800	410	1240	1490	1.9	5.7	6.8	3.23	A
	2000	2600	-	-	58%	4600	2000	2600	-	-	4600	1690	4600	5520	420	1430	1720	1.9	6.5	7.9	3.22	A
	2000	3500	-	-	69%	5500	2000	3500	-	-	5500	1770	5500	6600	430	1710	2050	2	7.8	9.4	3.22	A
	2000	5200	-	-	90%	7200	2000	5200	-	-	7200	1900	7200	8640	580	2240	2690	2.7	10.3	12.3	3.21	A
	2600	2600	-	-	65%	5200	2600	2600	-	-	5200	1750	5200	6240	420	1660	2000	1.9	7.6	9.2	3.13	B
	2600	3500	-	-	76%	6100	2600	3500	-	-	6100	1820	6100	7320	440	1900	2260	2	8.7	10.3	3.21	A
	2600	5200	-	-	98%	7800	2400	4800	-	-	7200	1900	7200	8640	580	2240	2690	2.7	10.3	12.3	3.21	A
	3500	3500	-	-	88%	7000	3500	3500	-	-	7000	1900	7000	8400	580	2180	2620	2.7	10	12	3.21	A
	3500	5200	-	-	109%	8700	2957	4393	-	-	7350	1900	7350	8820	580	2290	2750	2.7	10.5	12.6	3.21	A
	5200	5200	-	-	130%	10400	3825	3825	-	-	7650	1900	7650	9180	580	2380	2860	2.7	10.9	13.1	3.21	A
3 Unit	2000	2000	2000	-	75%	6000	2000	2000	2000	-	6000	1810	6000	7200	440	1850	2310	2	8.5	10.6	3.24	A
	2000	2000	2600	-	83%	6600	2000	2000	2600	-	6600	1870	6600	7920	440	2000	2500	2	9.2	11.4	3.30	A
	2000	2000	3500	-	94%	7500	2000	2000	3500	-	7500	1900	7500	9000	580	2220	2780	2.7	10.2	12.7	3.38	A
	2000	2000	5200	-	115%	9200	1663	1663	4324	-	7650	1900	7650	9180	580	2190	2730	2.7	10	12.5	3.49	A
	2000	2600	2600	-	90%	7200	2000	2600	2600	-	7200	1900	7200	8640	580	2150	2680	2.7	9.8	12.3	3.35	A
	2000	2600	3500	-	101%	8100	1864	2423	3262	-	7550	1900	7550	9060	580	2150	2690	2.7	9.8	12.3	3.51	A
	2000	2600	5200	-	123%	9800	1573	2046	4091	-	7710	1900	7710	9250	580	2190	2730	2.7	10	12.5	3.52	A
	2000	3500	3500	-	113%	9000	1698	2971	2971	-	7640	1900	7640	9160	580	2190	2730	2.7	10	12.5	3.49	A
	2000	3500	5200	-	134%	10700	1495	2617	3888	-	8000	1900	8000	9300	580	2260	2820	2.7	10.3	12.9	3.54	A
	2600	2600	2600	-	98%	7800	2510	2510	2510	-	7530	1900	7530	9030	580	2110	2640	2.7	9.7	12.1	3.57	A
	2600	2600	3500	-	109%	8700	2274	2274	3061	-	7610	1900	7610	9130	580	2140	2690	2.7	9.8	12.3	3.56	A
	2600	2600	5200	-	130%	10400	1940	1940	3880	-	7760	1900	7760	9300	580	2210	2780	2.7	10.1	12.7	3.51	A
	2600	3500	3500	-	120%	9600	2083	2804	2804	-	7690	1900	7690	9230	580	2180	2730	2.7	10	12.5	3.53	A
	2600	3500	5200	-	141%	11300	1841	2478	3681	-	8000	1900	8000	9300	580	2260	2870	2.7	10.3	13.1	3.54	A
3500	3500	3500	-	131%	10500	2667	2667	2667	-	8000	1900	8000	9300	580	2260	2820	2.7	10.3	12.9	3.54	A	
3500	3500	5200	-	153%	12200	2295	2295	3410	-	8000	1900	8000	9300	580	2300	2910	2.7	10.5	13.3	3.48	A	
4 Unit	2000	2000	2000	2000	100%	8000	1888	1888	1888	1888	7550	1900	7550	9050	580	2140	2690	2.7	9.8	12.3	3.53	A
	2000	2000	2000	2600	108%	8600	1767	1767	1767	2298	7600	1900	7600	9120	580	2140	2690	2.7	9.8	12.3	3.55	A
	2000	2000	2000	3500	119%	9500	1617	1617	1617	2829	7680	1900	7680	9220	580	2180	2730	2.7	10	12.5	3.52	A
	2000	2000	2000	5200	140%	11200	1429	1429	1429	3714	8000	1900	8000	9300	580	2300	2870	2.7	10.5	13.1	3.48	A
	2000	2000	2600	2600	115%	9200	1663	1663	2162	2162	7650	1900	7650	9180	580	2190	2730	2.7	10	12.5	3.49	A
	2000	2000	2600	3500	126%	10100	1531	1531	1990	2679	7730	1900	7730	9280	580	2200	2780	2.7	10.1	12.7	3.51	A
	2000	2000	2600	5200	148%	11800	1356	1356	1763	3525	8000	1900	8000	9300	580	2300	2870	2.7	10.5	13.1	3.48	A
	2000	2000	3500	3500	138%	11000	1455	1455	2545	2545	8000	1900	8000	9300	580	2280	2870	2.7	10.4	13.1	3.51	A
	2000	2600	2600	2600	123%	9800	1573	2046	2046	2046	7710	1900	7710	9250	580	2190	2730	2.7	10	12.5	3.52	A
	2000	2600	2600	3500	134%	10700	1495	1944	1944	2617	8000	1900	8000	9300	580	2260	2820	2.7	10.3	12.9	3.54	A
	2000	2600	3500	3500	145%	11600	1379	1793	2414	2414	8000	1900	8000	9300	580	2300	2870	2.7	10.5	13.1	3.48	A
	2600	2600	2600	2600	130%	10400	1940	1940	1940	1940	7760	1900	7760	9300	580	2220	2780	2.7	10.2	12.7	3.50	A
	2600	2600	2600	3500	141%	11300	1841	1841	1841	2478	8000	1900	8000	9300	580	2300	2870	2.7	10.5	13.1	3.48	A
	2600	2600	3500	3500	153%	12200	1705	1705	2295	2295	8000	1900	8000	9300	580	2300	2910	2.7	10.5	13.3	3.48	A

Note

1. Cooling capacity is based on 27°C DB / 19°C WB (indoor temperature), 35°C DB (outdoor temperature).
2. Heating capacity is based on 20°C DB (indoor temperature), 7°C DB/6°C WB (outdoor temperature).
3. The above is the value for connecting with the following indoor units.
- 2.0, 2.6, 3.5kW class: Wall Mounted Style, MB, Vivace, Crystal Series
4. Capacities are based on the following conditions:
- Corresponding refrigerant piping length : 7.5m / - Level difference : 0m
5. Specifications are subject to change without prior notice for product improvement.



MH080FXEA4B

■ Heating

Number of Unit	Indoor Unit Combination						Heating Capacity(W)					Capacity			Power Consumption			Current			COP	EG
	A	B	C	D	%	Total	A	B	C	D	Total	Min. W	Nom. W	Max. MI	Min. W	Nom. W	Max. W	Min. A	Nom. A	Max. A		
1 Unit	2200	-	-	-	24%	2200	2500	-	-	-	2500	1790	2500	3220	580	950	1330	2.7	4.3	6.1	2.63	E
	2900	-	-	-	31%	2900	2900	-	-	-	2900	1820	2900	3680	590	1110	1500	2.7	5.1	6.9	2.61	E
	3800	-	-	-	41%	3800	3800	-	-	-	3800	1930	3800	4600	600	1250	1810	2.7	5.7	8.3	3.04	D
	5600	-	-	-	60%	5600	5600	-	-	-	5600	2080	5600	6440	610	1670	2370	2.8	7.6	10.8	3.35	C
2 Unit	2200	2200	-	-	47%	4400	2200	2200	-	-	4400	1980	4400	5060	600	1220	1530	2.7	5.6	7	3.61	A
	2200	2900	-	-	55%	5100	2200	2900	-	-	5100	2040	5100	5870	610	1410	1700	2.8	6.5	7.8	3.62	A
	2200	3800	-	-	65%	6000	2200	3800	-	-	6000	2110	6000	6900	610	1760	2110	2.8	8.1	9.7	3.41	B
	2200	5600	-	-	84%	7800	2200	5600	-	-	7800	2200	7800	9130	620	2150	2580	2.8	9.8	11.8	3.63	A
	2900	2900	-	-	62%	5800	2900	2900	-	-	5800	2100	5800	6670	610	1600	1930	2.8	7.3	8.8	3.63	A
	2900	3800	-	-	72%	6700	2900	3800	-	-	6700	2170	6700	7710	610	1940	2330	2.8	8.9	10.7	3.45	B
	2900	5600	-	-	91%	8500	2729	5271	-	-	8000	2200	8000	9360	620	2210	2600	2.8	10.1	11.9	3.62	A
	3800	3800	-	-	82%	7600	3800	3800	-	-	7600	2200	7600	8740	620	2090	2510	2.8	9.6	11.5	3.64	A
	3800	5600	-	-	101%	9400	3283	4837	-	-	8120	2200	8120	9500	620	2250	2650	2.8	10.3	12.1	3.61	A
	5600	5600	-	-	120%	11200	4250	4250	-	-	8500	2200	8500	9950	620	2340	2750	2.8	10.7	12.6	3.63	A
3 Unit	2200	2200	2200	-	71%	6600	2200	2200	2200	-	6600	2170	6600	7590	610	1830	2220	2.8	8.4	10.2	3.61	A
	2200	2200	2900	-	78%	7300	2200	2200	2900	-	7300	2200	7300	8400	620	1950	2340	2.8	8.9	10.7	3.74	A
	2200	2200	3800	-	88%	8200	2200	2200	3800	-	8200	2200	8200	9590	620	2150	2570	2.8	9.8	11.8	3.81	A
	2200	2200	5600	-	108%	10000	1896	1896	4827	-	8620	2200	8620	10090	620	2140	2610	2.8	9.8	11.9	4.03	A
	2200	2900	2900	-	86%	8000	2200	2900	2900	-	8000	2200	8000	9360	620	2080	2500	2.8	9.5	11.4	3.85	A
	2200	2900	3800	-	96%	8900	2109	2779	3642	-	8530	2200	8530	9980	620	2100	2690	2.8	9.6	12.3	4.06	A
	2200	2900	5600	-	115%	10700	1785	2353	4543	-	8680	2200	8680	10150	620	2140	2740	2.8	9.8	12.5	4.06	A
	2200	3800	3800	-	105%	9800	1931	3335	3335	-	8600	2200	8600	10070	620	2140	2740	2.8	9.8	12.5	4.02	A
	2200	3800	5600	-	125%	11600	1764	3047	4490	-	9300	2200	9300	10900	620	2150	2750	2.8	9.8	12.6	4.33	A
	2900	2900	2900	-	94%	8700	2840	2840	2840	-	8520	2200	8520	9960	620	2090	2680	2.8	9.6	12.3	4.08	A
	2900	2900	3800	-	103%	9600	2595	2595	3400	-	8590	2200	8590	10050	620	2100	2690	2.8	9.6	12.3	4.09	A
	2900	2900	5600	-	123%	11400	2226	2226	4298	-	8750	2200	8750	10900	620	2140	2740	2.8	9.8	12.5	4.09	A
	2900	3800	3800	-	113%	10500	2392	3134	3134	-	8660	2200	8660	10130	620	2140	2740	2.8	9.8	12.5	4.05	A
	2900	3800	5600	-	132%	12300	2193	2873	4234	-	9300	2200	9300	10900	620	2150	2750	2.8	9.8	12.6	4.33	A
3800	3800	3800	-	123%	11400	2910	2910	2910	-	8730	2200	8730	10220	620	2150	2750	2.8	9.8	12.6	4.06	A	
3800	3800	5600	-	142%	13200	2677	2677	3945	-	9300	2200	9300	10900	620	2180	2790	2.8	10	12.8	4.27	A	
4 Unit	2200	2200	2200	2200	95%	8800	2130	2130	2130	2130	8520	2200	8520	9970	620	2100	2690	2.8	9.6	12.3	4.06	A
	2200	2200	2200	2900	102%	9500	1987	1987	1987	2619	8580	2200	8580	10040	620	2100	2690	2.8	9.6	12.3	4.09	A
	2200	2200	2200	3800	112%	10400	1830	1830	1830	3161	8650	2200	8650	10120	620	2140	2740	2.8	9.8	12.5	4.04	A
	2200	2200	2200	5600	131%	12200	1677	1677	1677	4269	9300	2200	9300	10900	620	2200	2820	2.8	10.1	12.9	4.23	A
	2200	2200	2900	2900	110%	10200	1864	1864	2456	2456	8640	2200	8640	10100	620	2140	2740	2.8	9.8	12.5	4.04	A
	2200	2200	2900	3800	119%	11100	1726	1726	2276	2982	8710	2200	8710	10190	620	2140	2740	2.8	9.8	12.5	4.07	A
	2200	2200	2900	5600	139%	12900	1586	1586	2091	4037	9300	2200	9300	10900	620	2200	2820	2.8	10.1	12.9	4.23	A
	2200	2200	3800	3800	129%	12000	1610	1610	2780	2780	8780	2200	8780	10270	620	2180	2790	2.8	10	12.8	4.03	A
	2200	2900	2900	2900	117%	10900	1754	2312	2312	2312	8690	2200	8690	10170	620	2140	2740	2.8	9.8	12.5	4.06	A
	2200	2900	2900	3800	127%	11800	1633	2153	2153	2821	8760	2200	8760	10250	620	2180	2790	2.8	10	12.8	4.02	A
	2200	2900	3800	3800	137%	12700	1611	2124	2783	2783	9300	2200	9300	10900	620	2200	2820	2.8	10.1	12.9	4.23	A
	2900	2900	2900	2900	125%	11600	2188	2188	2188	2188	8750	2200	8750	10240	620	2140	2740	2.8	9.8	12.5	4.09	A
	2900	2900	2900	3800	134%	12500	2158	2158	2158	2827	9300	2200	9300	10900	620	2180	2790	2.8	10	12.8	4.27	A
	2900	2900	3800	3800	144%	13400	2013	2013	2637	2637	9300	2200	9300	10900	620	2200	2820	2.8	10.1	12.9	4.23	A

Note

- Cooling capacity is based on 27°C DB / 19°C WB (indoor temperature), 35°C DB (outdoor temperature).
- Heating capacity is based on 20°C DB (indoor temperature), 7°C DB/6°C WB (outdoor temperature).
- The above is the value for connecting with the following indoor units.
 - 2.0, 2.6, 3.5kW class: Wall Mounted Style, MB, Vivace, Crystal Series
- Capacities are based on the following conditions:
 - Corresponding refrigerant piping length : 7.5m / - Level difference : 0m
- Specifications are subject to change without prior notice for product improvement.

S-NET mini

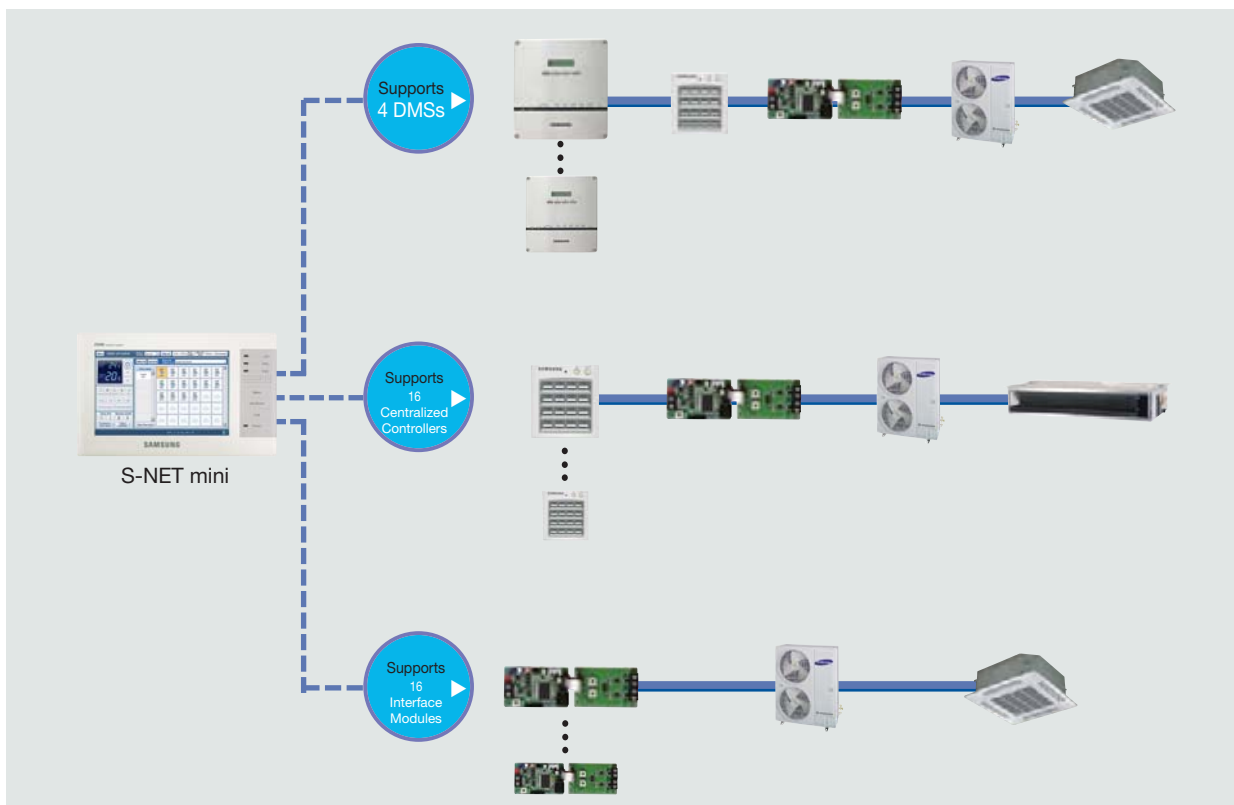
S-NET mini supports up to 4 Data Management Servers to provide the same remote control functions as S-NET3 and this touch screen controller can be connected directly with system air conditioner through centralized controller or interface modules allowing up to 256 indoor units.



S-NET mini

- Dynamic compatibility options (DMS, centralized controller, interface module)
- Control and monitoring of up to 256 indoor units
- Detailed cycling information monitoring
- Schedule function (Weekly, Daily)
- USB keyboard support
- Error display
- 7-inch wide LCD display
- Temperature limit setting
- Touch screen
- Zone control
- Child-lock setting
- Operation mode lock
- External contact control

Dynamic Compatibility Option



Centralized Control System

Centralized control system is more than enough to control multiple groups and individual indoor units. With Samsung's centralized controller, conveniently and efficiently control the multiple or individual indoor units.

Control Systems Function Icon



ON/OFF, OPERATION MODE,
FAN SPEED, AIRFLOW,
TEMPERATURE SETTING



INDIVIDUAL AND GROUP
CONTROL (MAXIMUM 16
INDOOR UNITS)



ERROR DISPLAY



FILTER REPLACEMENT
ALARM RESET



Centralized Controller



MCM-A202B

- Maximum 16 group controls (Maximum 256 Indoor units)
- Unified/individual indoor unit control (On/Off)
- Wireless/wired remote control restriction
- Cooling/heating mode control
- Indoor unit error display

MCM-A202B has compatibility with MCM-A202A

Function Controller



MCM-A100



- Control and monitoring of up to 16 indoor unit groups

To use Function Controller, it requires to be connected to MCM-A202A

Interface Module













MIM-B04A

- Communicator between indoor/outdoor units and the centralized controller

Individual Control System

There is a variety of wired and wireless controllers for convenient use of your air conditioners. With different control options, you can choose one that suits your air conditioning environment.

Control Systems Function Icon

 ON/OFF, OPERATION MODE, FAN SPEED, AIRFLOW, TEMPERATURE SETTING	 BUILT-IN ROOM TEMPERATURE SENSOR
 INDIVIDUAL AND GROUP CONTROL (MAXIMUM 16 INDOOR UNITS)	 CHILD LOCK
 ERROR DISPLAY	 AUTOMATIC STOP MODE
 FILTER REPLACEMENT ALARM RESET	 WIRELESS REMOTE CONTROL RESTRICTION
 SLEEP & SILENT MODE	 CLEAR & BRIGHT SCREEN WITH LCD BACKLIGHT

Wired Remote Controller



MWR-WE00 (Multi function)



- Unified controller (A/C, ERV, A/C+ERV)
- Different permission levels
- Weekly schedule setting (A/C, ERV, A/C+ERV)
- Exception date setting



MWR-WH00



- Simple schedule control
- Different permission levels

Wireless Remote Controller



MR-CH01



- Simple schedule control
- Wide display
- Soft touch button

Guest Room Management System

The Guest Room Management System is a smart way to save energy and money. When the Key Tag is in place, the air conditioner is activated. When the Key Tag is removed, the air conditioner switches off. Now you can avoid cooling an unoccupied room and save energy.



External Contact Interface Module




MIM-B14

- Direct indoor unit control by external contact signal
- Window-synchronized indoor unit control
- Emergency control with simple contact input
- Indoor unit operation/error state output through relay contacts
























Example



(Wall mounted type indoor unit : Only the model including EEV supports state output function)

Accessories

Classification	Product	Model	Image	Application Model		
Integrated Management System	Controller	DMS2		DVM Series, FJM, CAC, ERV		
		S-NET3		DVM Series, FJM, CAC, ERV		
	Interface Module	S-NET mini	MST-S3W		DVM Series, FJM, CAC, ERV	
	Interface Module	SiM	MIM-B12		DVM Series, FJM	
Centralized Control System	Controller	Centralized Controller	MCM-A202B		DVM Series, FJM, CAC, ERV	
		Function Controller	MCM-A100		DVM Series, FJM, CAC	
		Operation Mode Selection Switch	MCM-C200		DVM Series (Except HR models)	
	Interface Module	Centralized Control Interface Module	MIM-B13B		Mini DVM(R410A), DVM PLUS II, DVM PLUS II HR, DVM PLUS III, DVM PLUS III HR, FJM, ERV	
		MIM-B04A		DVM, DVM PLUS, DVM HR, CAC		
Individual Control System	Controller	Wireless Remote Controller	MR-CH01		Cassette, Ceiling, Duct (Receiver needed), Console (Included)	
		Wired Remote Controller (Multi Function)	MWR-WE00		Cassette, Wall Mounted, Ceiling, Duct, Console	
		Wired Remote Controller	MWR-WH00		Cassette, Wall Mounted, Ceiling, Duct, Console	
		Simplified Wired Remote Controller	MWR-SH00		Cassette, Wall Mounted, Ceiling, Duct, Console	
		Wireless Signal Receiver Kit	Wireless Signal Receiver	MRK-A00		Duct (For Wireless Remote Controller)
			Receiver Wire	MRW-10A		Duct (For Wireless Remote Controller)
		7-day Scheduler	MWR-BS00		Centralized Controller	
		External Room Sensor	MRW-TA		Cassette, Wall Mounted, Ceiling, Duct, Console	
Building Management System	Lonworks Interface Module	MIM-B07		DVM Series, FJM		
Guest Room Management System	Key-tag Interface Module	MIM-B02		DVM Series, FJM (Non MH***FXEA*B)		
	External Contact Interface Module	MIM-B14		CAC, Mini DVM(R410A), DVM PLUS II, DVM PLUS II HR, DVM PLUS III, DVM PLUS III HR, FJM(Non MH***FXEA)		
Power Distribution	Power Distribution Unit	MCM-B102		DVM Series, FJM		

DVM Series : Mini DVM, DVM, DVM PLUS, DVM HR, DVM PLUS II, DVM PLUS II HR, DVM PLUS III, DVM PLUS III HR

Icon Index

Wall-mounted Type Icon



Auto Roof Shutter

Air conditioner automatically seals off to prevent dirt infiltration.



Virus Doctor generates Hydrogen atoms and Oxygen ions to create healthier air.



DNA Filter

The DNA structure possesses qualities in absorbing and eliminating microscopic carcinogenic agents.



Good'sleep II

Control the air temperature during your sleep to enjoy a comfortable sleep and refreshed wake up.

Cassette Type Icon



WIDE BLADE

Wider blades provide more even cooling power.



CEILING SOILING PREVENTION

Newly designed panel prevents ceiling contamination.



FRESH AIR INTAKE

Optional air intake motor brings in fresh air from outside.



HIGH LIFT-UP DRAIN PUMP

Lift-up condensed water up to 750mm higher than any other competitor.



QUICK CONNECTION OF DRAIN PIPE

Unique drain pipe connection is easy to install.



SUB DUCT

The Sub Duct makes it easy to provide air conditioning to a nearby smaller space.

Duct Type Icon



ANTI-BACTERIA FILTER

Anti-bacteria Filter traps dust particles and suppresses proliferation of moulds and bacteria.



EASY FILTER CLEANING

Filter cleaning indicator will let you know when the filter needs to be cleaned.



HIGH LIFT-UP DRAIN PUMP

Lift-up condensed water up to 750mm higher than any other competitor.



SMART PRESSURE CONTROL

Adjusts fan speed to provide constant cooling and heating performance.



WIRED REMOTE CONTROLLER

Default wired remote controller is provided.

Floor & Convertible Type Icon



INTERIOR DESIGN

The clean, modern design complements any decor.



ANTI-BACTERIA FILTER

Anti-bacteria Filter traps dust particles and suppresses proliferation of moulds and bacteria.



LIGHT WEIGHT UNIT

Extremely lightweight, so maintenance and installation is easy.



AUTO CHANGEOVER

Automatically changes operation mode according to temperature setting.



FLEXIBLE PIPE INSTALLATION

The pipe can be installed in 6 different places for more placement options.



SILENT MODE

Indoor and outdoor unit operates silently.



WIRELESS REMOTE CONTROLLER

Default wireless remote controller is provided.

Control Systems Icon



ON/OFF, OPERATION MODE, FAN SPEED, AIRFLOW, TEMPERATURE SETTING



SLEEP & SILENT MODE



WIRELESS REMOTE CONTROL RESTRICTION



CHILD LOCK



INDIVIDUAL AND GROUP CONTROL (MAXIMUM 16 INDOOR UNITS)



BUILT-IN ROOM TEMPERATURE SENSOR



CLEAR & BRIGHT SCREEN WITH LCD BACKLIGHT



FILTER REPLACEMENT ALARM RESET



ERROR DISPLAY



AUTOMATIC STOP MODE



SAMSUNG

air conditioning centre

159 Edinburgh Avenue Slough SL1 4UE
Tel: 01753 495715 Fax: 01753 495716 Email: samsung@hrponline.co.uk

HRP Service Centres

HRP Limited – Bedford

Unit B6 Manton Centre Manton Lane Bedford
Milton Keynes MK41 7PX
Tel: 01234 272702 Fax: 01234 273424
Email: bedford@hrpltd.co.uk

HRP Limited – Birmingham

Units 16/17 Fulford Drive Minworth Industrial
Estate Sutton Coldfield B76 1DR
Tel: 0121 313 6720 Fax: 0121 313 2801
Email: birmingham@hrpltd.co.uk

HRP Limited – Bristol

100 The Quadrant Ash Ridge Road
Bristol BS32 4QA
Tel: 01454 456 430 Fax: 01454 456 431
Email: bristol@hrpltd.co.uk

HRP Limited – Bury St Edmunds

Rougham Industrial Estate Bury St Edmunds
Suffolk IP30 9XA
Tel: 01359 270888 Fax: 01359 271770
Email: rougham@hrpltd.co.uk

HRP Limited – Fareham

Unit 2 Stephenson Road Segensworth
Fareham Hampshire PO15 5RU
Tel: 01329 443515 Fax: 01329 443511
Email: fareham@hrpltd.co.uk

HRP Limited – Glasgow

140 St Andrews Road Pollockshields
Glasgow G41 1 PP
Tel: 0141 420 1606 Fax: 0141 420 1755
Email: glasgow@hrpltd.co.uk

HRP Limited – Leeds

Unit 1 Aintree Court Hunslet Business Park
National Road Leeds LS10 1TF
Tel: 0113 277 5000 Fax: 0113 201 6201
Email: leeds@hrpltd.co.uk

HRP Limited – Merton

Unit 2 Saxon Business Centre Windsor
Avenue Merton London SW19 2RR
Tel: 020 8544 1010 Fax: 020 8544 9717
Email: merton@hrpltd.co.uk

HRP Limited – Newcastle

Unit K4 Hamar Close Tyne Tunnel Trading
Estate North Shields
Tyne and Wear NE29 7XB
Tel: 0191 258 3492 Fax: 0191 257 3982
Email: newcastle@hrpltd.co.uk

HRP Limited – Norwich

4/6 Murrayfield Road Fifers Lane Norwich
Norfolk NR6 6NQ
Tel: 01603 409616 Fax: 01603 400464
Email: norwich@hrpltd.co.uk

HRP Limited – Sheffield

Unit 2 Brightside 443 Brightside Lane
Sheffield South Yorkshire S9 2RS
Tel: 0114 244 8222 Fax: 0114 244 0400
Email: sheffield@hrpltd.co.uk

HRP Limited – Slough

159 Edinburgh Avenue Slough SL1 4UE
Tel: 01753 495710 Fax: 01753 495711
Email: slough@hrpltd.co.uk

HRP Limited – Southampton

Unit 2 South Hampshire Industrial Park
Salisbury Road Totton Southampton SO40 3SA
Tel: 023 8086 9966 Fax: 023 8086 4205
Email: southampton@hrpltd.co.uk

HRP Limited – Swanley

Teardrop Centre London Road Swanley
Kent BR8 8TJ
Tel: 01322 614811 Fax: 01322 614733
Email: swanley@hrpltd.co.uk

HRP Limited – Walthamstow

Unit 12 Waltham Park Way Billet Road
Walthamstow London E17 5DU
Tel: 020 8531 9321 Fax: 020 8531 8155
Email: walthamstow@hrpltd.co.uk

HRP Limited – Warrington

5 Rivington Court Hardwick Grange
Warrington Cheshire WA1 4RT
Tel: 01925 837688 Fax: 01925 831093
Email: warrington@hrpltd.co.uk

www.samsungaccetre.com