



MITSUBISHI
HEAVY INDUSTRIES, LTD.

RESIDENTIAL AIR CONDITIONERS **R22**

Heat pump



For a better tomorrow
High performance Air conditioner

07R03E-A-0

CONSTANT SPEED MODEL


SRK-HG·HE-2 series

Aircraft technology was used in the design of the air conditioner's airflow system

Jet Air Scroll

We used the same aerodynamic analysis technology as used in developing jet engines.


CFD (computational fluid dynamics), used in blade shape design of jet engines, has been applied to the design of air channels in air conditioners to develop the ideal air channel system (air circulation). The airflow of the jets created in this system enable a large volume of air to be blown with minimum power consumption, yet the air flow is uniform, quiet and reaches points a long distance from the blower.



Generates the same amount of negative ions as a forest environment

24-hour ION


The air conditioner main body employs a tourmaline-coated sheet. The sheet generates negative ions around the clock. Even when the air conditioner is not running, it generates as many negative ions (2,500– 3,000/cc) as in a forest, stream or fall does, allowing you to experience them without incurring any electrical charges.



Always keeping the indoor unit clean

Self Clean operation

"Self clean operation" is operated for 2 hours after the unit has stopped its normal operation. The indoor unit is dried up and the growth of mold is restrained. Users can select whether this mode is utilized or not.



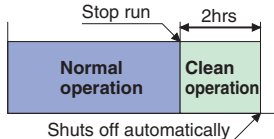
Situation of mold after one week

When you don't execute "Self Clean Operation"

Fungal mycelia expand. Fungal mycelia Spore of mold

When you execute "Self Clean Operation"

The spore of mold doesn't germinate. Spore of mold



Anti-microbial specifications and design will deliver cleanliness and safety

Anti-microbial blower fan

The blower fan has undergone anti-microbial treatment to resist mold and germs, making the system clean and safe. Foul odors and molds, etc. which can occur when an air conditioning system is not in operation are prevented.



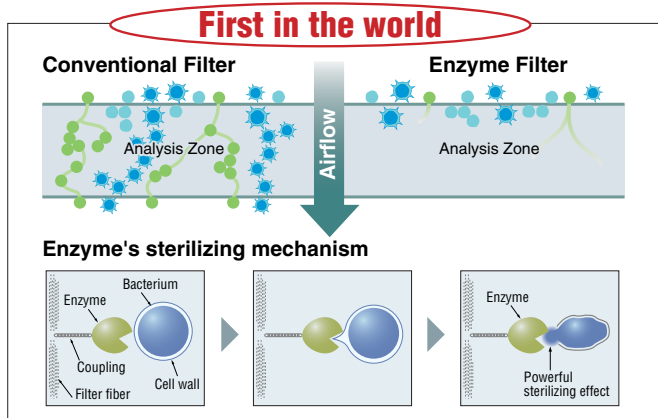
Sure to destroy fungi and bacteria, also effective on viruses and allergenic compounds (Cat hair, dust mite, pollen etc.)

Natural Enzyme Filter

The first release in this range of the enzyme-sterilizing filter




Enzymes used in these filters are naturally occurring lytic enzymes. The lytic enzymes attack cell walls of microorganisms trapped on a filter and destroy them and doing so, have a powerful sterilizing effect which will effect decrease the number of molds and bacteria. Natural Enzyme Filter will clean and sanitize air passing through it to keep air in the room clean and safe.



The deodorizing ability of this filter can be easily restored simply by cleaning and exposing to the sunlight

Photocatalytic Washable Deodorizing Filter



It will keep the air fresh by deodorizing the molecules causing odor. Its deodorizing power can be restored by washing with water and drying under the sun, as such it is a Recycling deodorizing filter capable of repeat use.



Long lasting

Silicon-coated PCB

The printed wiring board of the outdoor unit is coated by silicon. It lasts long having a tolerance for humidity.



SRK20HG
SRK28HG
SRK40HG



SRC20HG
SRC28HG
SRC40HG



SRK52HE-2
SRK63HE-2
SRK71HE-2



SRC52HE-2
SRC63HE-2

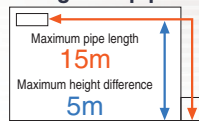


SRC71HE-2

R22

Heat Pump

Refrigerant pipe length



SPECIFICATIONS

Item	Model (Indoor unit/Outdoor unit)	SRK/SRC20HG	SRK/SRC28HG	SRK/SRC40HG	SRK/SRC52HE-2	SRK/SRC63HE-2	SRK/SRC71HE-2	
Power source		1Phase, 220/230/240V, 50Hz						
Cooling capacity	ISO-T1(JIS) kW	2.07	2.53	3.5	5.4	6.1	6.8	
Heating capacity	ISO-T1(JIS) kW	2.36	2.67	3.7	5.6	6.3	7.2	
Cooling input	kW	0.655	0.77	1.09	1.73	2.17	2.05	
Heating input	kW	0.64	0.685	1.09	1.49	1.83	1.88	
COP (In cooling)		3.16	3.29	3.21	3.12	2.81	3.32	
COP (In heating)		3.69	3.90	3.39	3.76	3.44	3.83	
Cooling current	A	2.9/3.1/3.3	3.6/3.4/3.2	5.0/4.8/4.6	8.6/8.3/7.9	10.8/10.4/9.9	10.2/9.8/9.4	
Heating current	A	2.9/3.1/3.3	3.2/3.0/2.8	5.0/4.8/4.6	7.4/7.1/6.8	9.1/8.7/8.4	9.4/9.0/8.6	
Sound power level (Indoor/Outdoor)	Cooling dB(A)	53/59	55/60	56/63	59/65	59/65	59/69	
	Heating dB(A)	53/59	56/60	57/64	59/65	60/65	59/70	
Sound pressure level (Hi / Me / Lo)	Cooling(Indoor) dB(A)	35/28/26	39/33/30	40/38/34	43/39/36	44/40/37	45/41/38	
	Heating(Indoor) dB(A)	34/31/27	39/33/29	40/38/34	41/39/37	42/40/38	44/42/39	
Exterior dimensions(H×W×D)	Indoor/Outdoor mm	268×790×199 / 540×780×290			318×1098×248 / 640×850×290		318×1098×248 / 750×880×340	
Net weight	Indoor/Outdoor kg	8.5/28	8.5/31	8.5/38	15/47	15/48	15/63	
Refrigerant piping (Outer dimension)	Liquid line mm(in)	φ6.35 (1/4")			φ6.35 (1/4")			
	Gas line mm(in)	φ9.52 (3/8")		φ12.7 (1/2")	φ15.88 (5/8")			
Refrigerant		R22						
Clean filter		Natural Enzyme Filter×1		Photocatalytic Washable Deodorizing Filter×1				

Comfortable Functions



Automatic Operation
The air conditioner automatically selects from among heating, cooling and dry operations.



"HI POWER" Operation
The unit can operate continuously in "HI POWER" mode for 15 minutes. This mode is convenient to reach the desired temperature quickly.



Three "Hot" System
This series offers three "hot" systems. "Hot start" allows the unit to begin operating immediately, while the "hot spurt" fast-heating system works to increase the temperature setting by two degrees. The "hot keep" system is used during automatic defrosting or to prevent the influx of cool air. These three operational control systems help ensure comfortable and efficient heating.

Comfortable Air Flow Functions



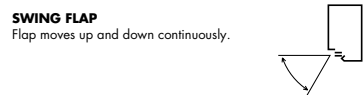
Auto Flap Mode
Whatever the operating mode is, the unit automatically selects the optimal angle.



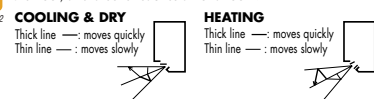
Memory Flap
While the flap is swinging, it can be stopped at any angle desired. The flap returns to the position that it was in when operation last.



Up/Down Flap Swing
The UP/DOWN flap can be adjusted to the preferred operations angle, ranging from horizontal to perpendicular.



Air Scroll
The swing of the flap causes the air flow to spiral as it reaches the floor, and breeze reaches all of a room.



Lateral swing
It sends a pleasant breeze to a wide range in the room by swinging the louver to right and left automatically. Louver angle can be fixed at any desired position.



On Timer
This facility enables the operation to start a little earlier, so that the room approaches optimum temperature at ON time when the operation is started by ON-TIMER. Thus it will try to be at the temperature you want, when you want.



Economy Mode
The unit realizes effective energy saving operation, while still keeping a comfortable cooling and heating condition.



Dry Operation
The unit dehumidifies the room by intermittent cooling operation.



24-hour On/Off Programmable Timer
By combining a start timer with a stop timer, you can register two timer operations a day. Once set, timers will faithfully start or stop the system at a specified time of the day repeatedly.



Off Timer
The unit stops automatically at the set time.



Sleep Mode
The room temperature is automatically controlled during the set sleep mode period, ensuring that room temperature will not get too cold or too hot.

Maintenance & Prevention Functions



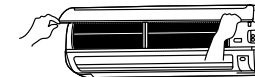
Microcomputer-Operated Defrosting
This mode automatically eliminates frost, and helps minimize excessive operation in other modes.



Self-Diagnostic Function
In the case that the air conditioner malfunctions, an internal microcomputer automatically runs a self-diagnosis. (Inspection and repair should be performed by authorized dealers.)



Detachable Indoor Air Inlet Panel
The air inlet panel on the indoor unit opens and closes easily, making filter cleaning simple. The suction panel can also be removed.



When removing the air inlet panel for internal cleaning or others, open the grill by 65 degrees and then pull it to this side.

Others



Back-up Switch
On the main unit, there is a backup on/off switch, which is useful when you can't use remote control, or batteries are flat.



Auto Restart Function
Power blackout auto restart function is a function that records the operational status of the air-conditioner immediately prior to it being switched off by a power cut, and then automatically resumes operations at that point after the power has been restored.



24-hour ION
Tourmaline-coated sheet generates negative ions around the clock. Even when the air conditioner is not running, it generates as many negative ions as a forest, stream or fall does, allowing you to experience them without incurring any electricity charges.

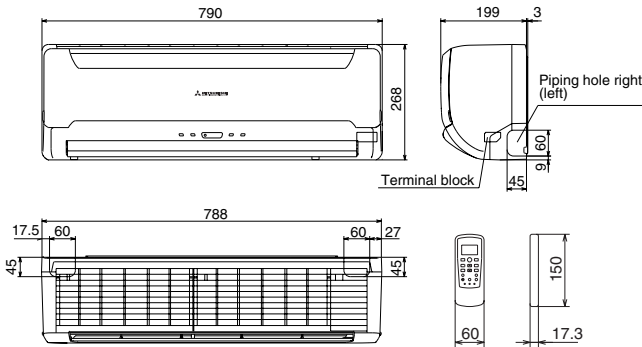


Luminas Button
With wireless "Luminas" remote controls that even "glow in the dark", it is possible to operate all desired functions of the unit with the click of a button.

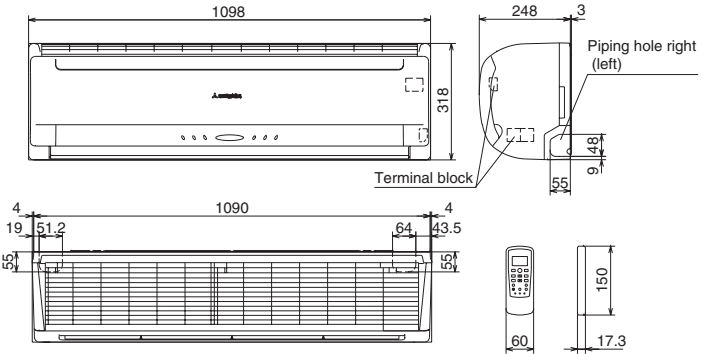
Dimensions

INDOOR UNIT

SRK20HG, SRK28HG, SRK40HG

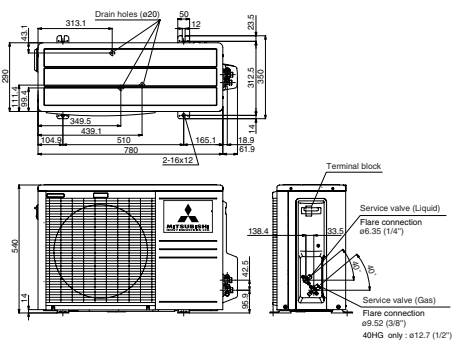


SRK52HE-2, SRK63HE-2, SRK71HE-2

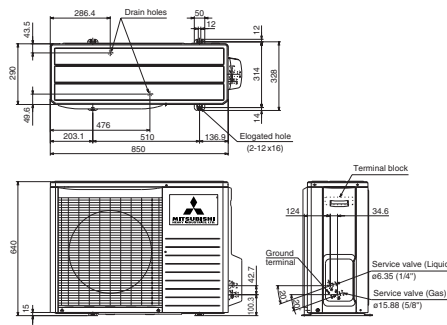


OUTDOOR UNIT

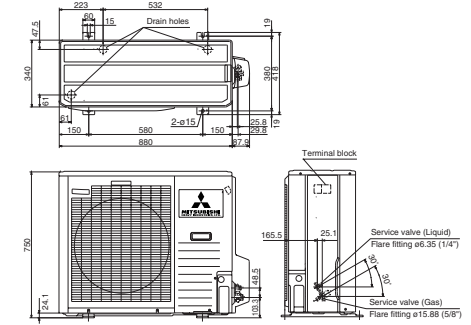
SRC20HG, SRC28HG, SRC40HG



SRC52HE-2, SRC63HE-2



SRC71HE-2



Before starting use

Before use

Always read the "User's Manual" thoroughly before starting use.

Heating performance

The heating performance values (kW) described in catalog are the values obtained by operating at an outdoor temperature of 7°C and indoor temperature of 20°C as set forth in the ISO Standards. As the heating performance decreases as the outdoor temperature drops, if the outdoor temperature is too low and the heating performance is insufficient, use other heating appliances as well.

Installation

Always commission the installation to a dealer or specialist. Improper installation will lead to water leakage, electric shocks and fires. Make sure that the outdoor unit is stable in installation. Fix the unit to stable base.

Use in acidic or alkaline atmosphere

If this unit is used in an acidic or alkaline atmosphere such as hot spring areas having high levels of sulfuric gases, places where the exhaust of the heat exchanger is sucked in, or at coastal areas where the unit is subject to salt breezes, the outer plate or heat exchanger, etc., will corrode. Please ask a dealer or specialist when you use an air conditioner in places differing from a general atmosphere.



Head Office : Mitsubishi Heavy Industries, Ltd. 16-5 2-Chome Kounan Minato-ku Tokyo 108-8215, Japan

<http://www.mhi.co.jp>

Our factories are ISO9001 and ISO14001 certified.

Certified ISO 9001



BIWAJIMA PLANT
Mitsubishi Heavy Industries, Ltd.
Air-conditioning & Refrigeration Systems Headquarters
Certified ISO 9001
Certificate number : JQA-6709
Date of certification : December 16, 1994



MITSUBISHI HEAVY INDUSTRIES-
MAHAJAK AIR CONDITIONERS CO., LTD.
Certified ISO 9001
Certificate Number : 04100 1998 0813
Date of Registration : October 1998

Certified ISO 14001



BIWAJIMA PLANT
Mitsubishi Heavy Industries, Ltd.
Air-conditioning & Refrigeration Systems Headquarters
Certified ISO 14001
Certificate number : JQA-EM056
Date of certification : November 29, 1998



MITSUBISHI HEAVY INDUSTRIES-
MAHAJAK AIR CONDITIONERS CO., LTD.
Certified ISO 14001
Certificate Number : 04104 1998 0813 E5
Date of Registration : December 2005



Recycled paper with 100% compounding ratio is used.



This catalogue uses recycled paper with 100% compounding ratio in consideration of the environment. It is printed with soybean ink which contains less organic solvent.